

Praying Together But Bowling Alone?



Lifestyle, Participation in Religious Congregations, and Non-Religious Community Involvement

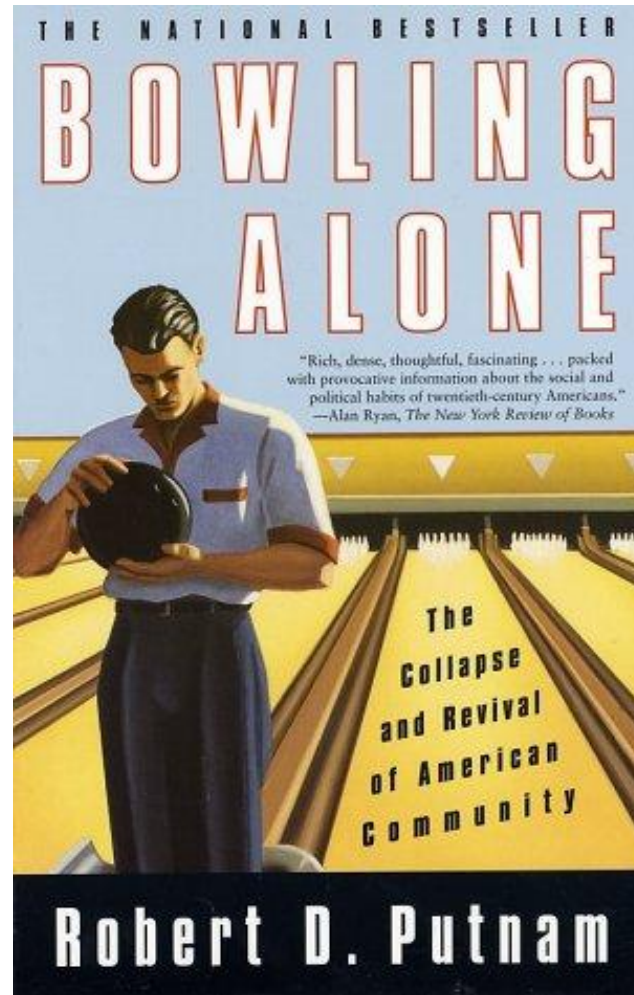
Perry Chang

Joelle M. Anderson

Ida J. Smith-Williams

Presbyterian Church (U.S.A.)

Declining Social Capital or Civic Disengagement?



Putnam's Types of Social Capital

- Political participation
- Civic participation
- Religious participation
- Workplace connections
- Informal social connections
- Altruism, voluntarism, and philanthropy
- Reciprocity, honesty, and trust



Two Other Putnam Types

- Bonding social capital
- Bridging social capital



Putnam's Factors in Disengagement

- Work
- Sprawl
- TV
- Generational change



Other Factors

- Schooling
- Denominational family
- Worship attendance
- Gender
- Marital status
- Children at home?



U.S. Congregational Life Survey

- 2001 Wave 1 and 2008-2009 Wave 2
- Hyper-network sampling
- In-worship survey
- Special page of 13 community involvement questions
- 773 worshipers in 163 congregations
- Statistics that follow exclude worshipers younger than 25



Descriptive Statistics: Dependent Variables

<i>Worship attendance</i>	
Attends usually every week or more often	78%
Attends less often than usually every week	22%
<i>Volunteering at the congregation to help people or improve the community in the month before the survey</i>	
Volunteered at least 1 hour	48%
Did not volunteer	52%

Descriptive Statistics: Dependent Variables (cont.)

<i>Membership in a voluntary organization (other than the congregation)</i>	
Belongs to at least 1 voluntary organization	70%
Does not belong to any voluntary organizations	30%
<i>Volunteering outside of the congregation to help people or improve the community in the month before the survey</i>	
Volunteered at least 1 hour	54%
Did not volunteer	46%

Descriptive Statistics: Dependent Variables (cont.)

<i>Entertaining in the month before the survey</i>	
Did not have friends over	24%
Had friends over 1-2 times	46%
Had friends over 3-5 times	20%
Had friends over 6 or more times	9%
<i>Trust</i>	
Most people can be trusted	69%
You can't be too careful; or don't know	31%

Descriptive Statistics: Independent Variables

<i>Duration of a typical work week</i>	
Doesn't work for pay	32%
1-20 hours	10%
21-40 hours	25%
More than 40 hours	33%

Descriptive Statistics: Independent Variables (cont.)

<i>Duration of the trip from home to work on a typical work day</i>	
Works at home or don't work for pay	33%
1-15 minutes	27%
16-30 minutes	23%
More than 30 minutes	17%

Descriptive Statistics: Independent Variables (cont.)

<i>Duration of television watching on a typical day</i>	
Doesn't watch TV; or less than 1 hour	16%
1-2 hours	41%
3-5 hours	34%
6 or more hours	10%

Descriptive Statistics: Independent Variables (cont.)

<i>Age</i>	
25-44	23%
45-64	45%
65 or older	32%

Descriptive Statistics: Independent Variables (cont.)

<i>Most advanced level of schooling completed</i>	
Did not complete high school	3%
Completed high school but did not earn a bachelor's degree from a college or university	47%
Earned at least a bachelor's degree from a college or university	50%

Descriptive Statistics: Independent Variables (cont.)

<i>Denominational family</i>	
Catholic	52%
Mainline Protestant	32%
Conservative Protestant	16%
<i>Gender</i>	
Male	41%
Female	59%

Descriptive Statistics: Independent Variables (cont.)

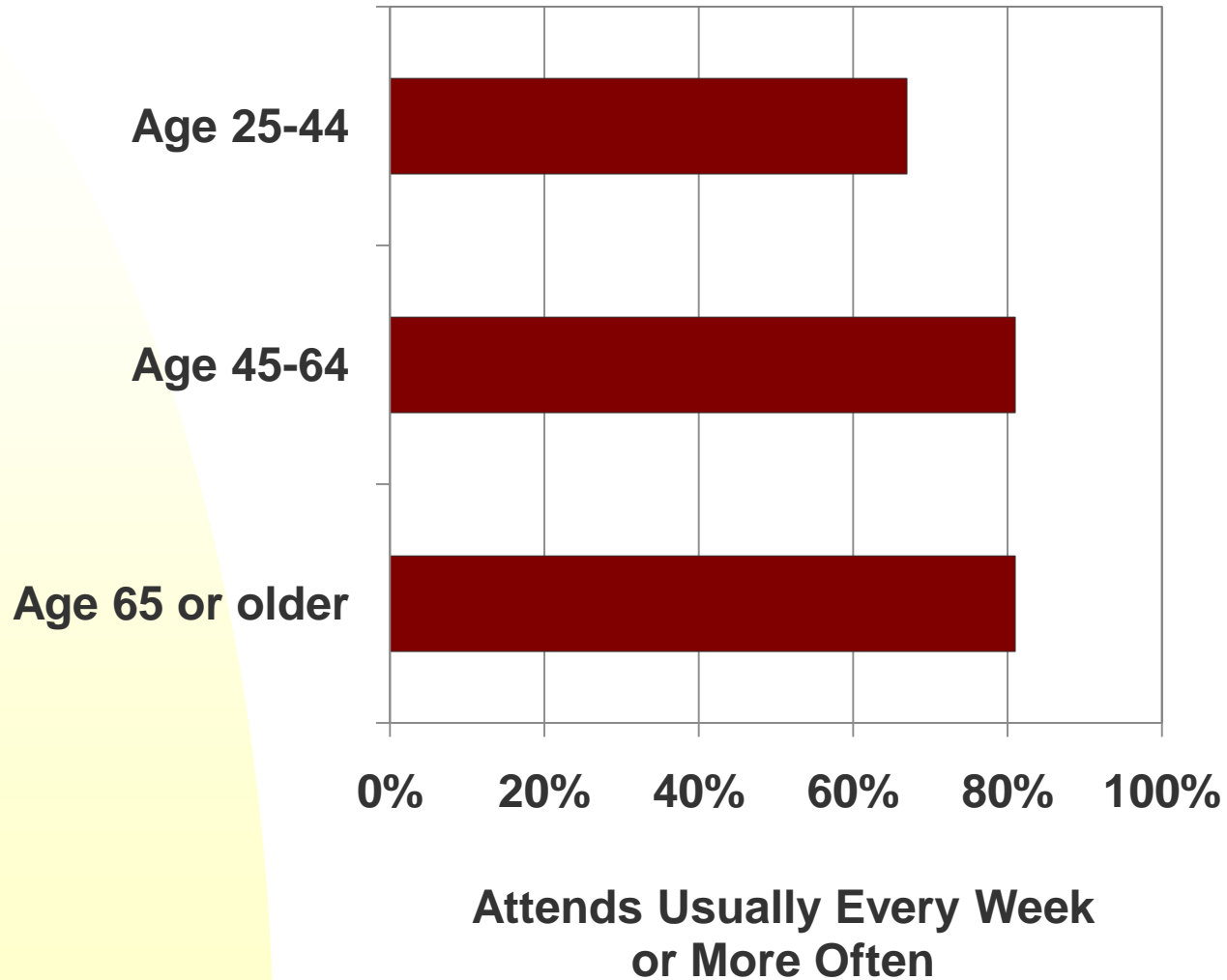
<i>Marital status</i>	
Married	73%
Not married	27%
<i>Family status</i>	
Living with a child age 18 or younger	35%
Not living with a child age 18 or younger	65%

Worship Attendance

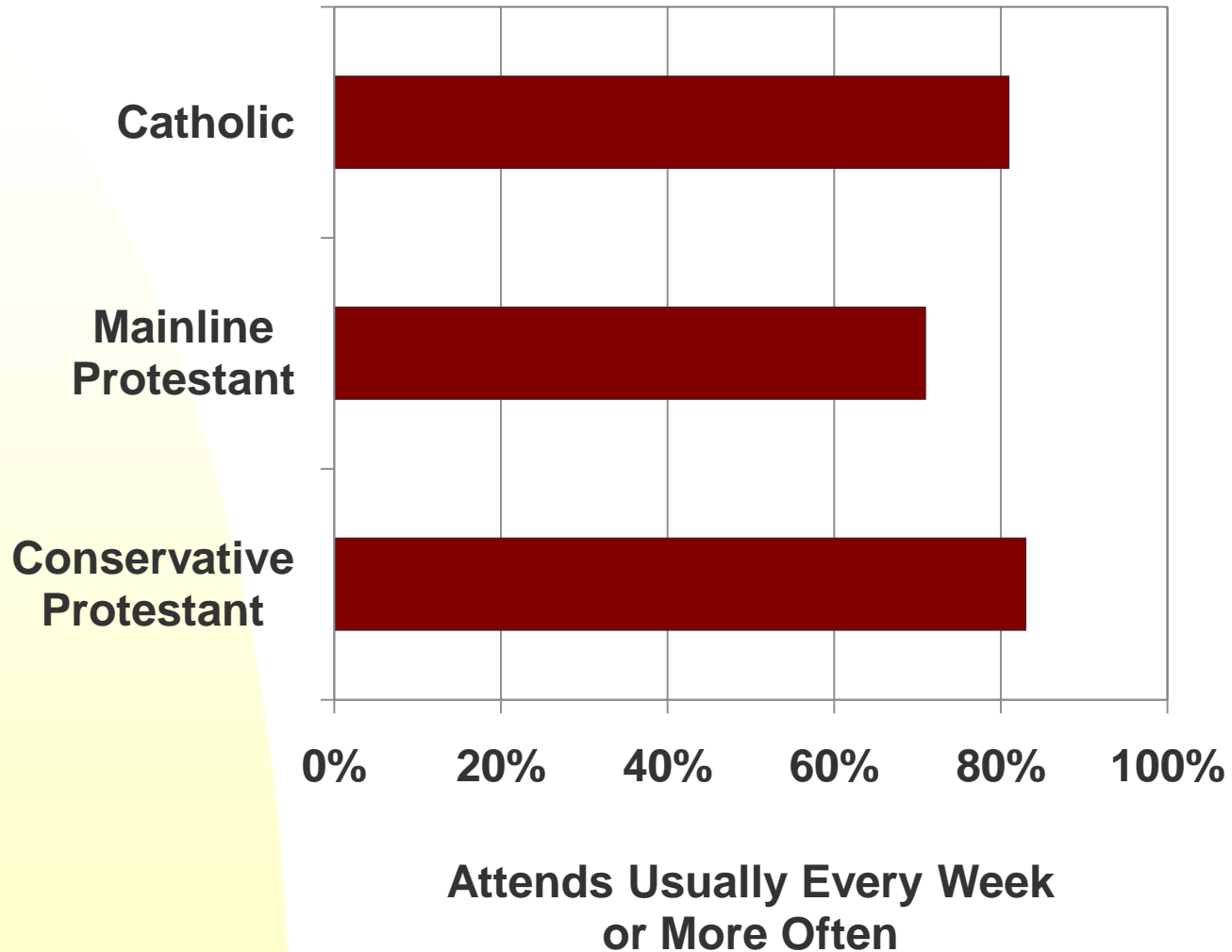
	Statistical significance
Work week length	n.s.
Commute time	*
TV watching time	*
Age	***
Schooling	n.s.
Denominational family	**
Gender	n.s.
Marital status	*
Family status	**

* $p < .05$; ** $p < .01$; *** $p < .001$; n.s. = not significant

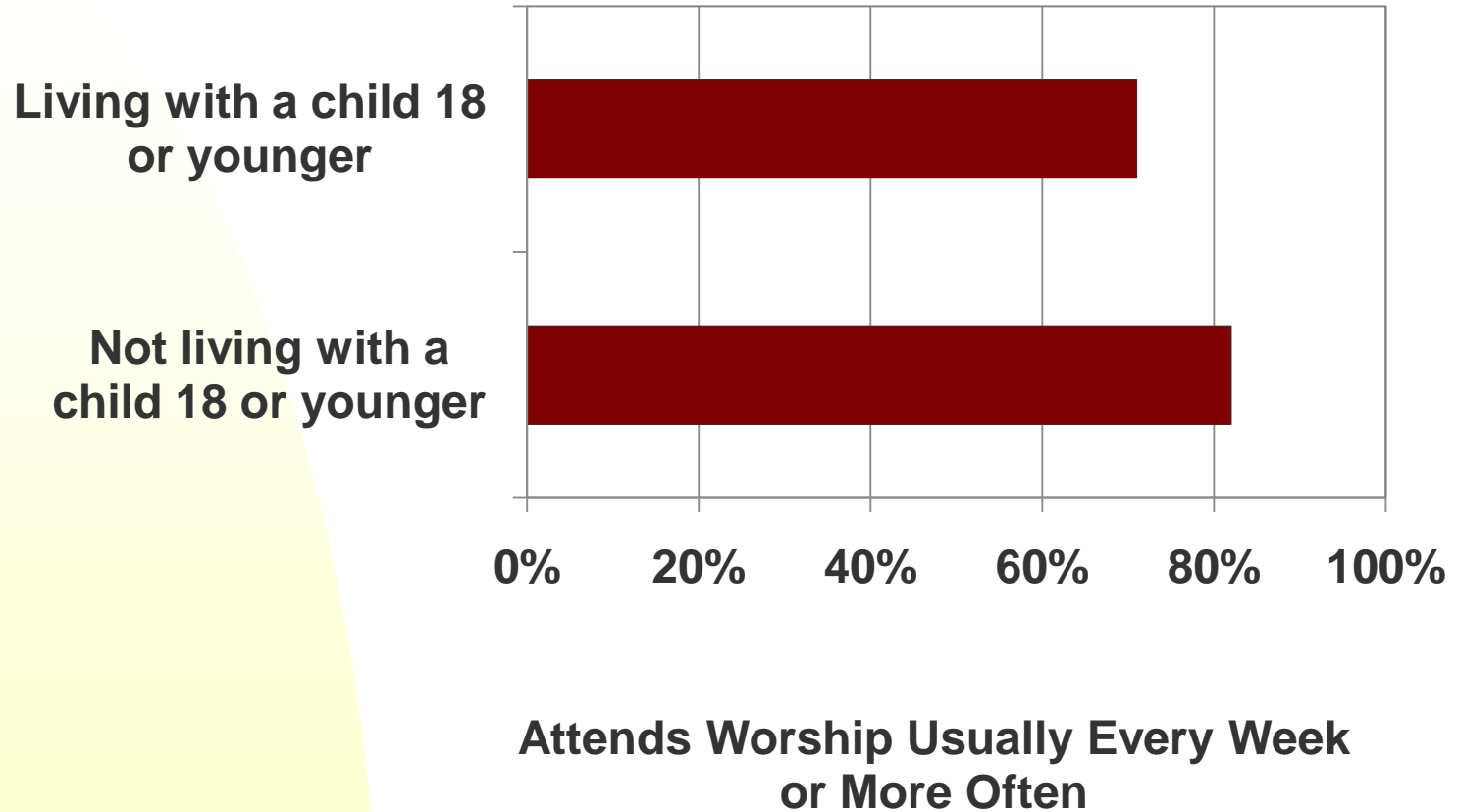
Worship Attendance (cont.)



Worship Attendance (cont.)



Worship Attendance (cont.)

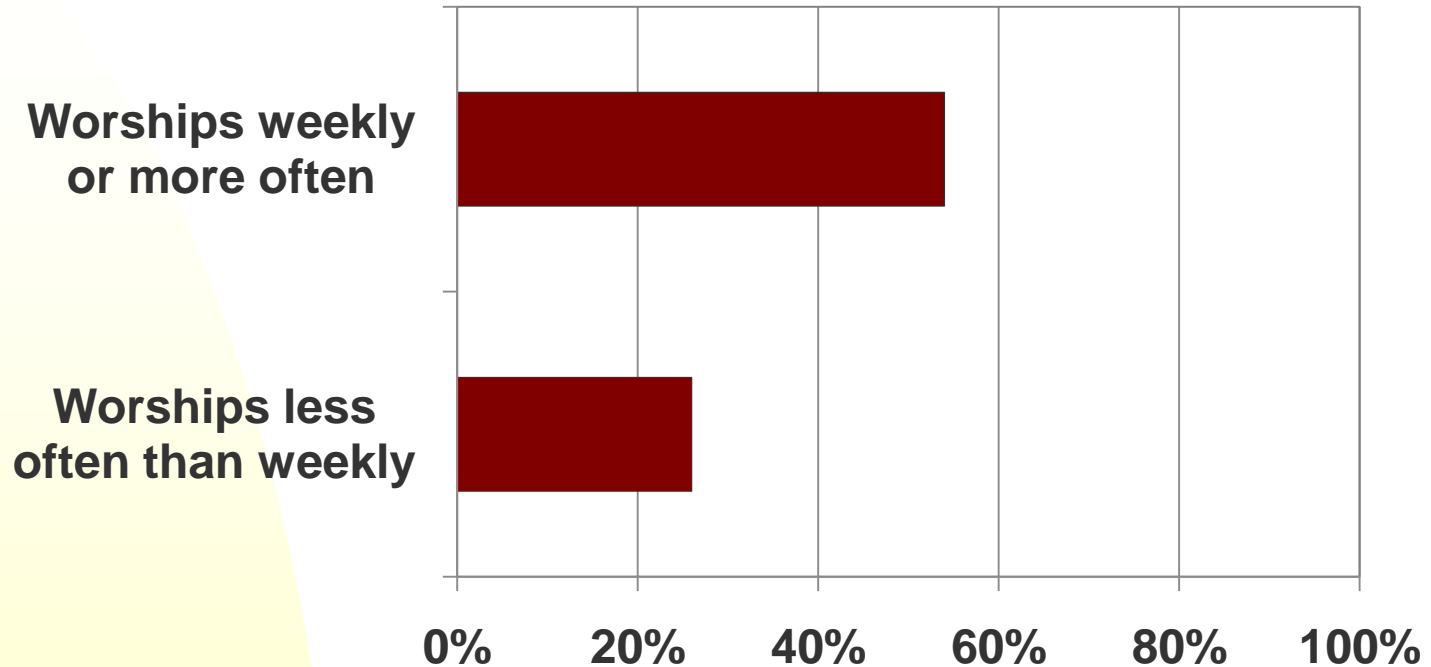


Volunteering at the Congregation

	Statistical significance
Worship attendance	***
Work week length	n.s.
Commute time	n.s.
TV watching time	n.s.
Age	n.s.
Schooling	n.s.
Denominational family	***
Gender	n.s.
Marital status	n.s.
Family status	n.s.

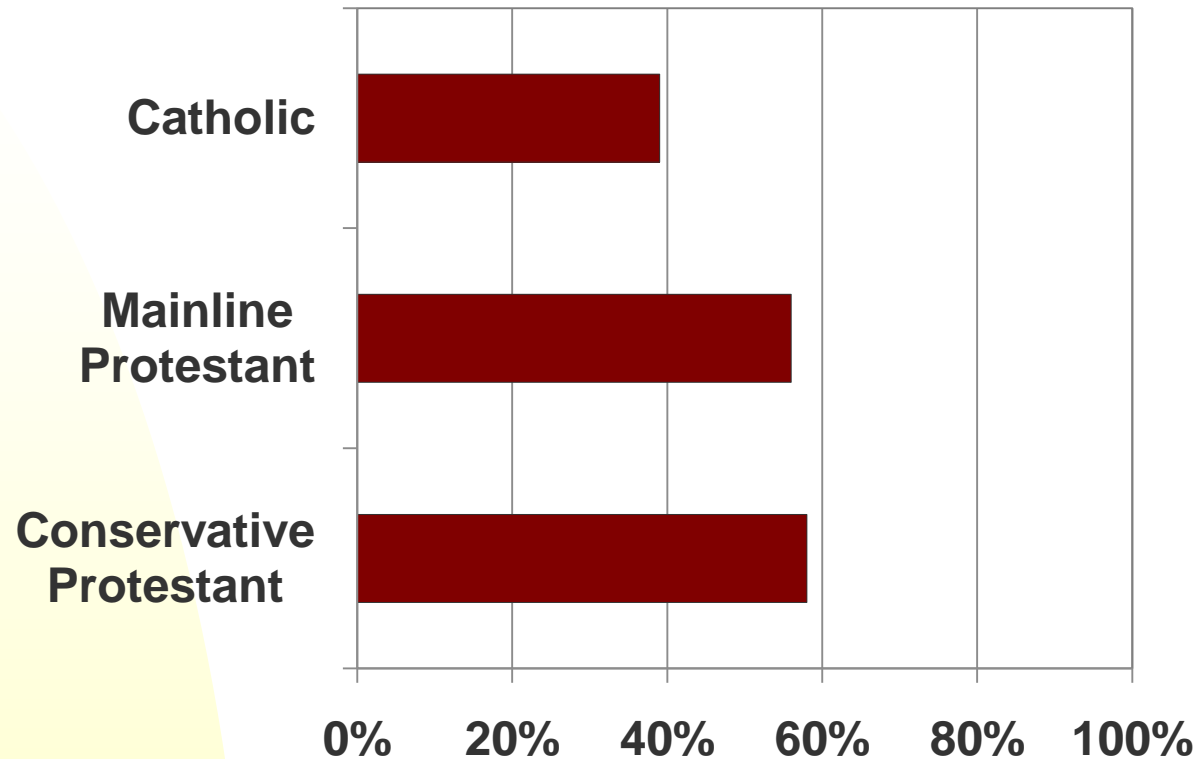
* $p < .05$; ** $p < .01$; *** $p < .001$; n.s. = not significant

Volunteering at the Congregation (cont.)



**Volunteered at the Congregation
at Least 1 Hour in the Month Before**

Volunteering at the Congregation (cont.)



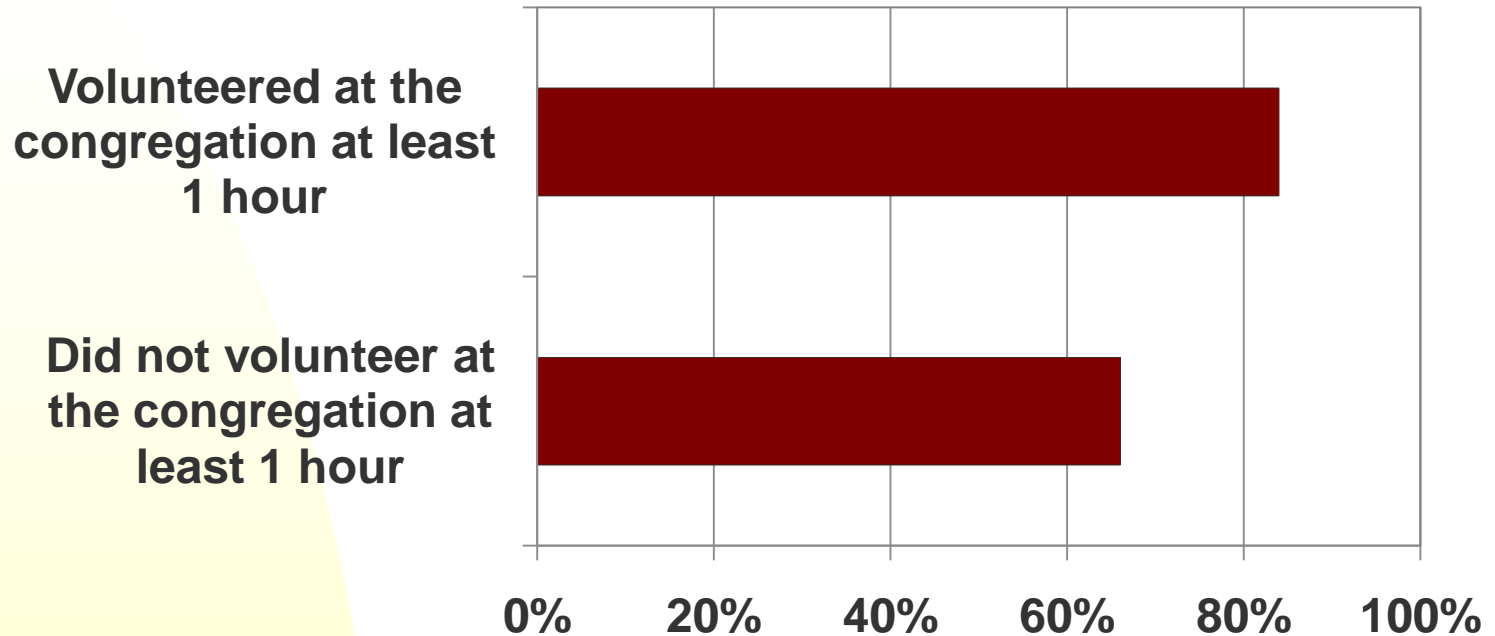
**Volunteered at Least 1 Hour Outside
of the Congregation in the Month Before**

Voluntary Organization Membership

	Statistical significance
Worship attendance	n.s.
Congregational volunteering	***
Work week length	n.s.
Commute time	n.s.
TV watching time	n.s.
Age	*
Schooling	***
Denominational family	***
Gender	n.s.
Marital status	n.s.
Family status	*

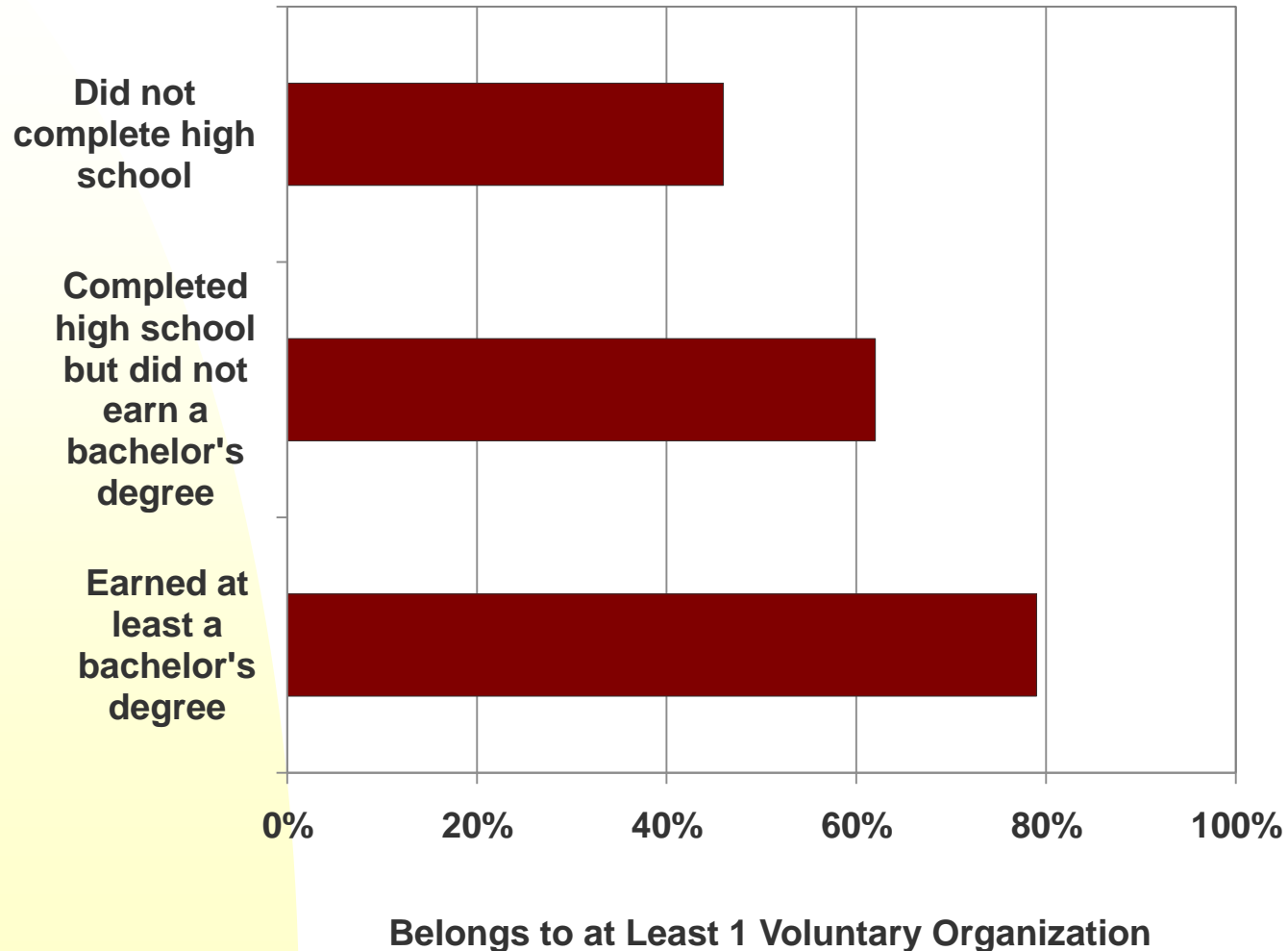
* $p < .05$; ** $p < .01$; *** $p < .001$; n.s. = not significant

Voluntary Organization Membership (cont.)

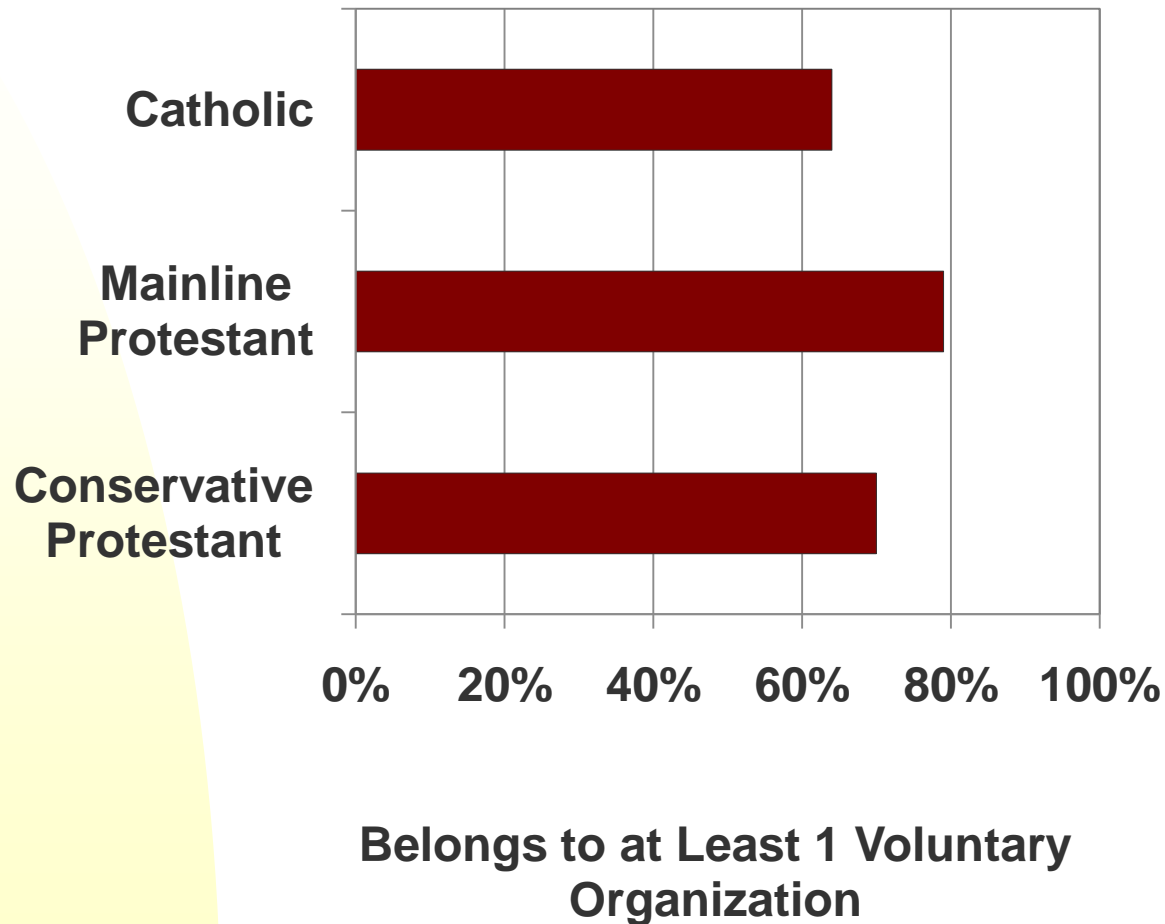


Belongs to at Least 1 Voluntary Organization

Voluntary Organization Membership (cont.)



Voluntary Organization Membership (cont.)

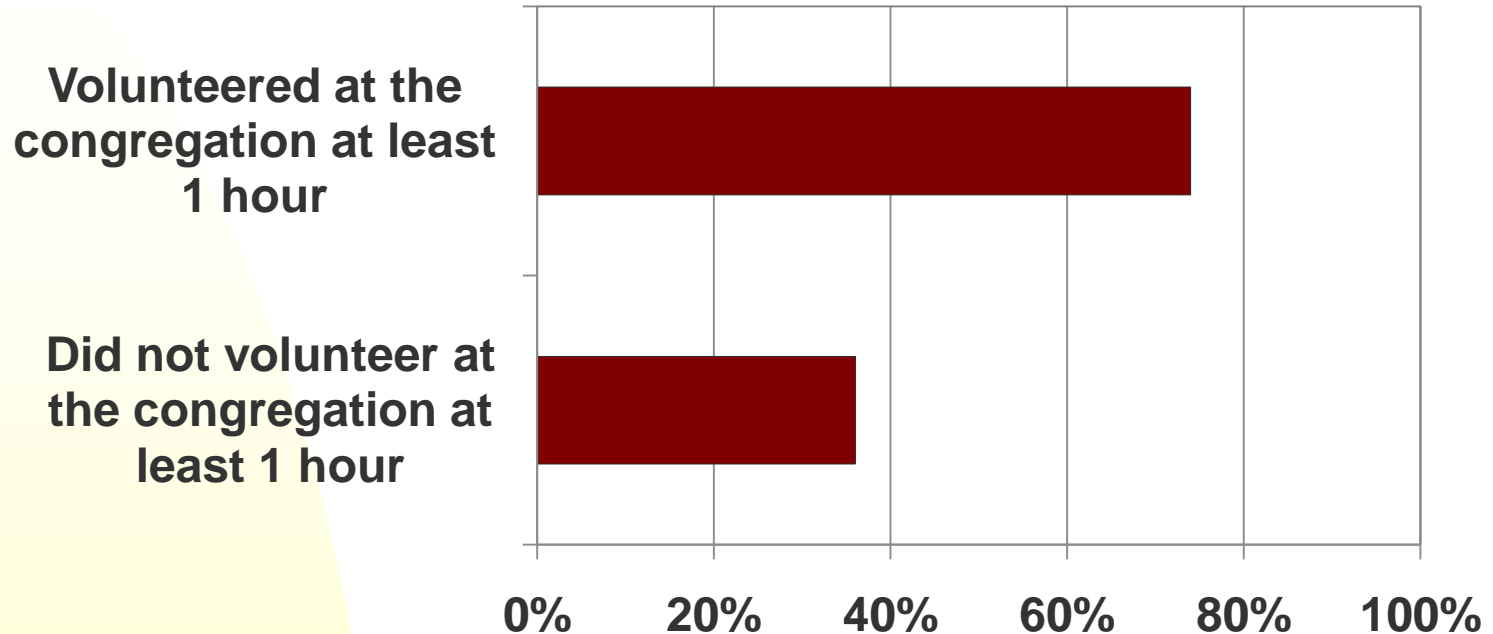


Volunteering Outside of the Congregation

	Statistical significance
Worship attendance	n.s.
Congregational volunteering	***
Work week length	n.s.
Commute time	*
TV watching time	n.s.
Age	**
Schooling	***
Denominational family	**
Gender	n.s.
Marital status	n.s.
Family status	n.s.

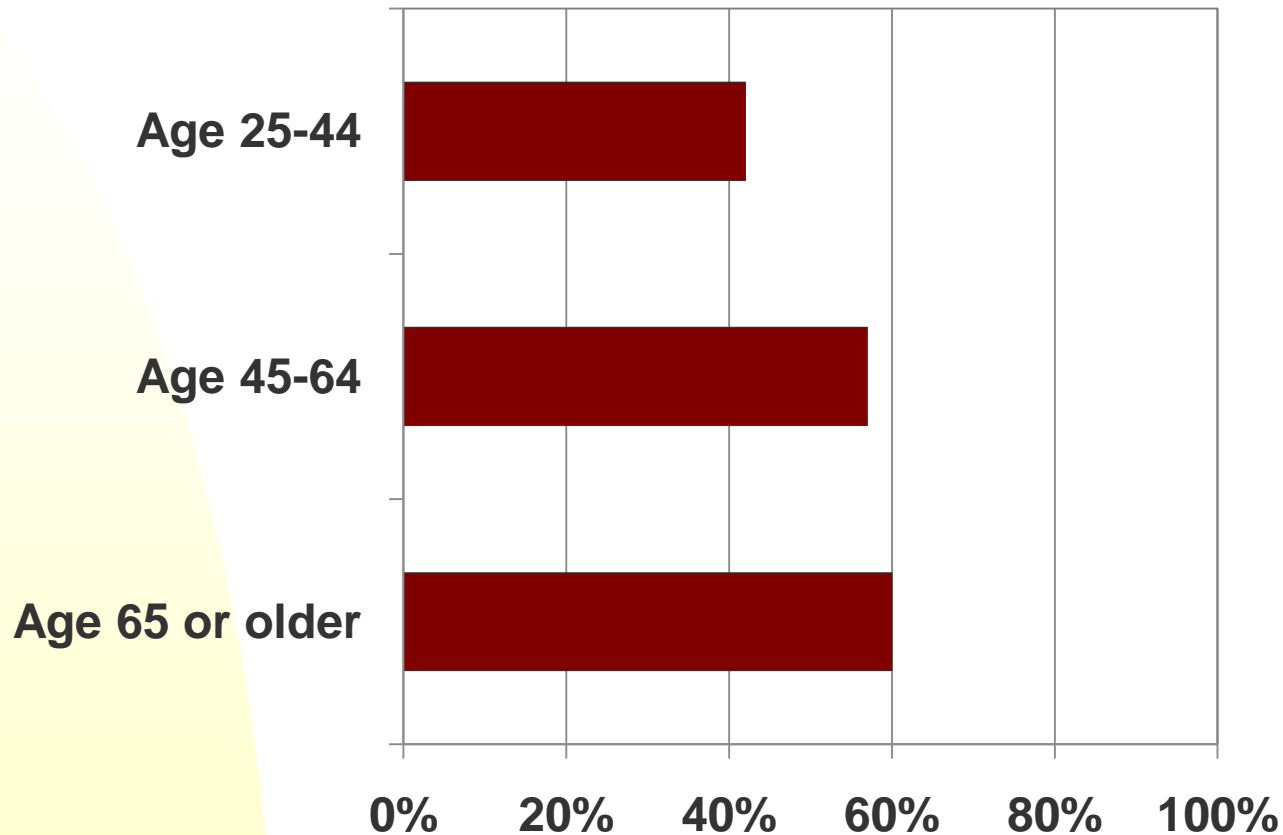
* $p < .05$; ** $p < .01$; *** $p < .001$; n.s. = not significant

Volunteering Outside of the Congregation (cont.)



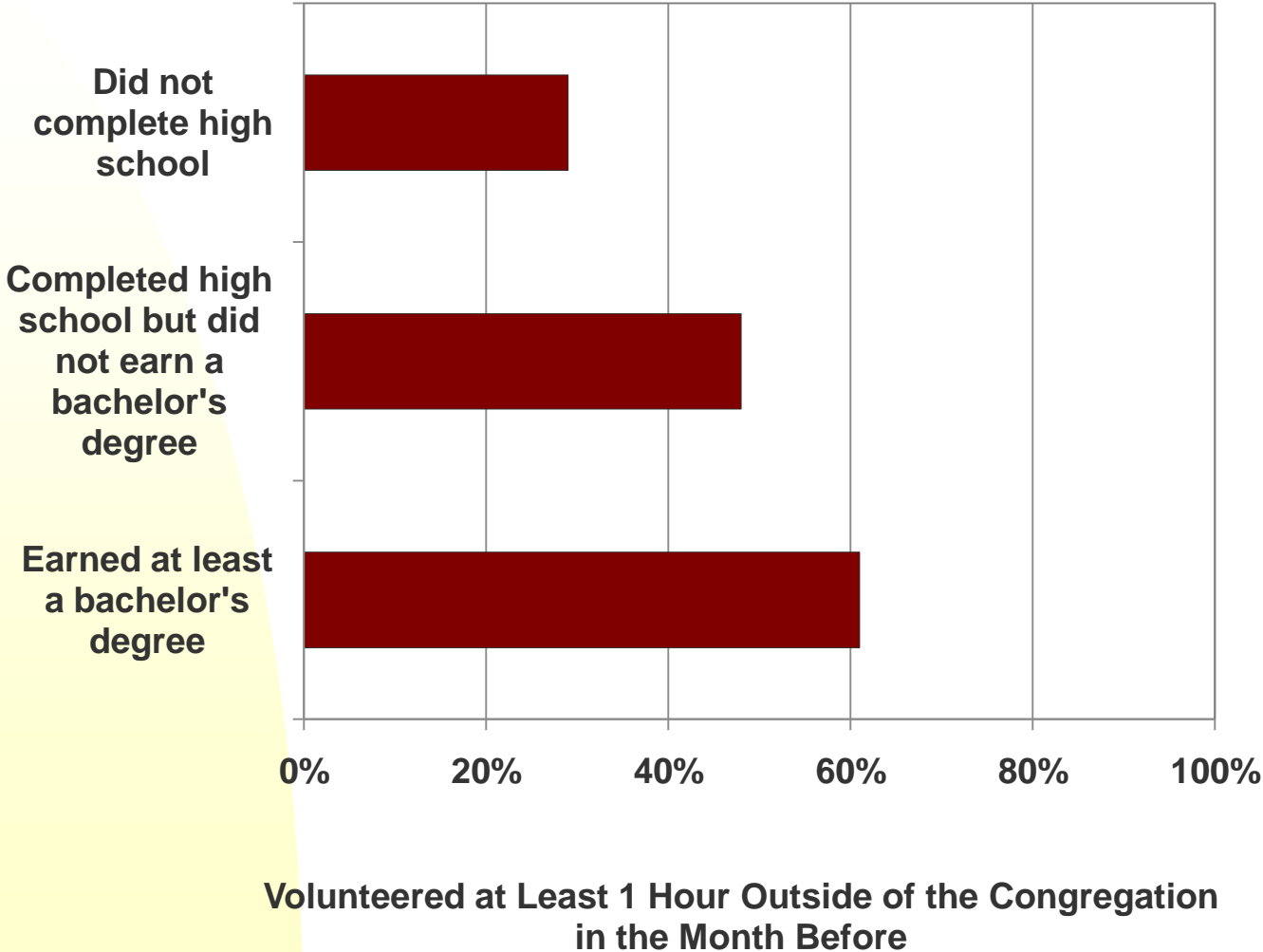
**Volunteered at Least 1 Hour Outside of the
Congregation in the Month Before**

Volunteering Outside of the Congregation (cont.)

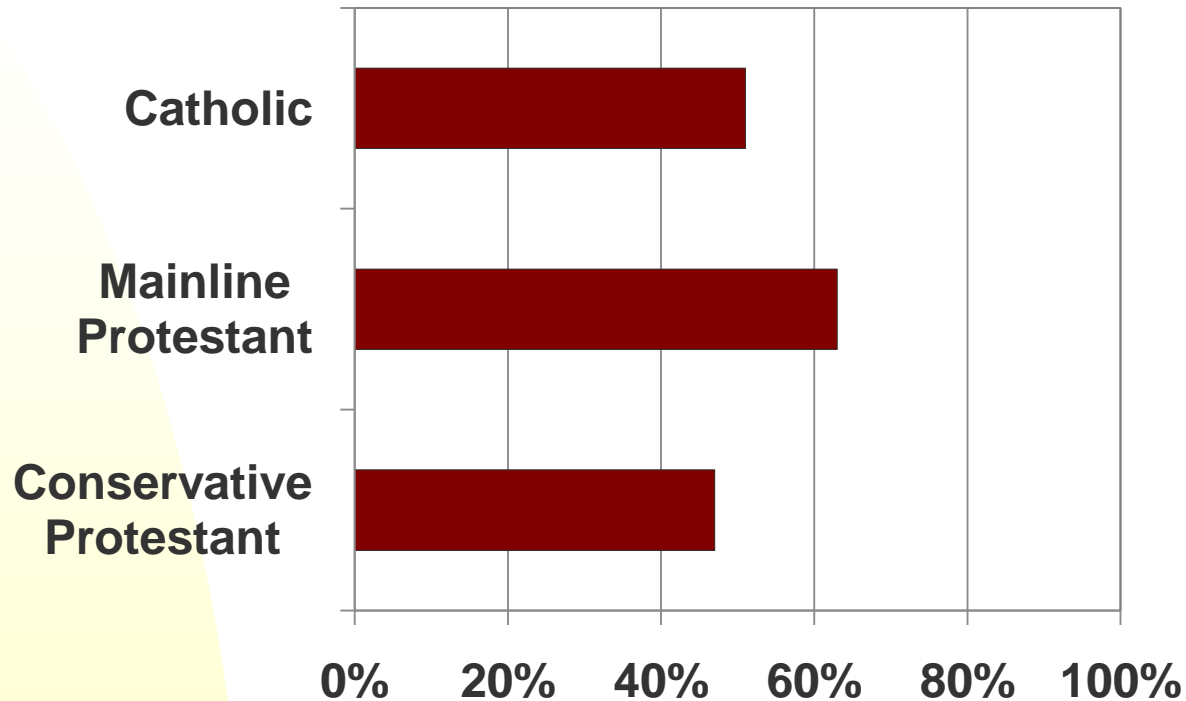


**Volunteered at Least 1 Hour Outside
of the Congregation in the Month Before**

Volunteering Outside of the Congregation (cont.)



Volunteering Outside of the Congregation (cont.)



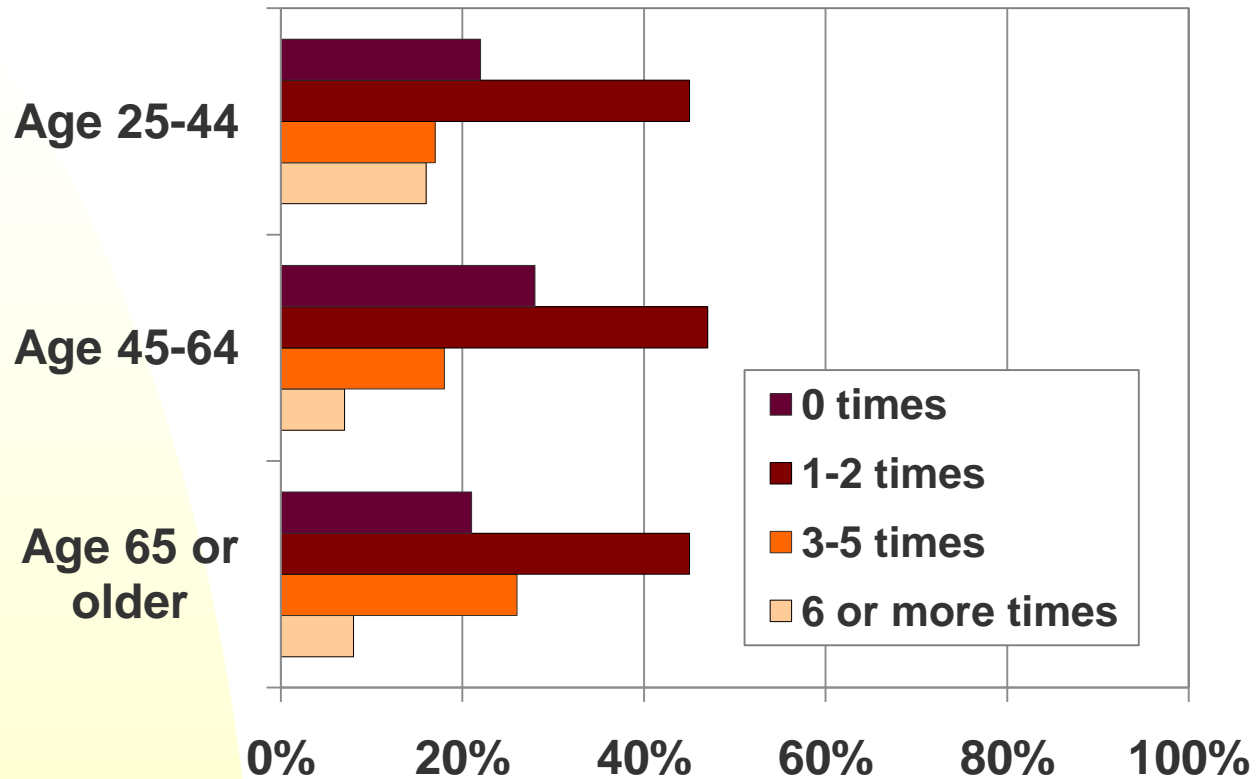
**Volunteered at Least 1 Hour Outside
of the Congregation in the Month Before**

Entertaining

	Statistical significance
Worship attendance	n.s.
Work week length	n.s.
Commute time	*
TV watching time	n.s.
Age	**
Schooling	n.s.
Denominational family	n.s.
Gender	n.s.
Marital status	n.s.
Family status	n.s.

* $p < .05$; ** $p < .01$; *** $p < .001$; n.s. = not significant

Entertaining



Had Friends Over in the Month
Before the Survey

Trust

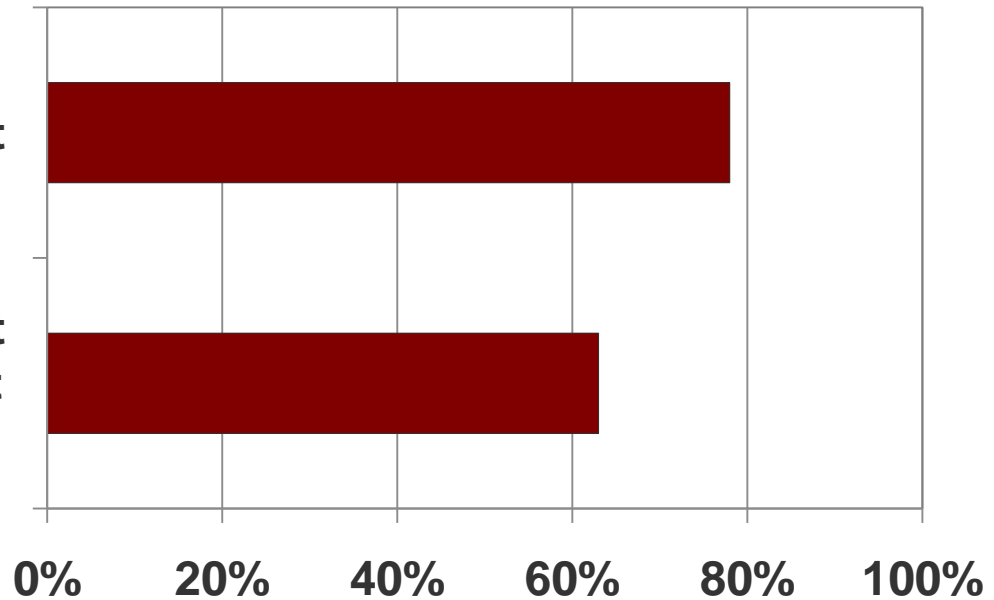
	Statistical significance
Worship attendance	n.s.
Congregational volunteering	***
Organizational membership	**
Volunteering outside	***
Entertaining	n.s.
Work week length	n.s.
Commute time	n.s.
TV watching time	n.s.
Age	n.s.
Schooling	**
Denominational family	**
Gender	n.s.
Marital status	*
Family status	n.s.

* $p < .05$; ** $p < .01$; *** $p < .001$; n.s. = not significant

Trust (cont.)

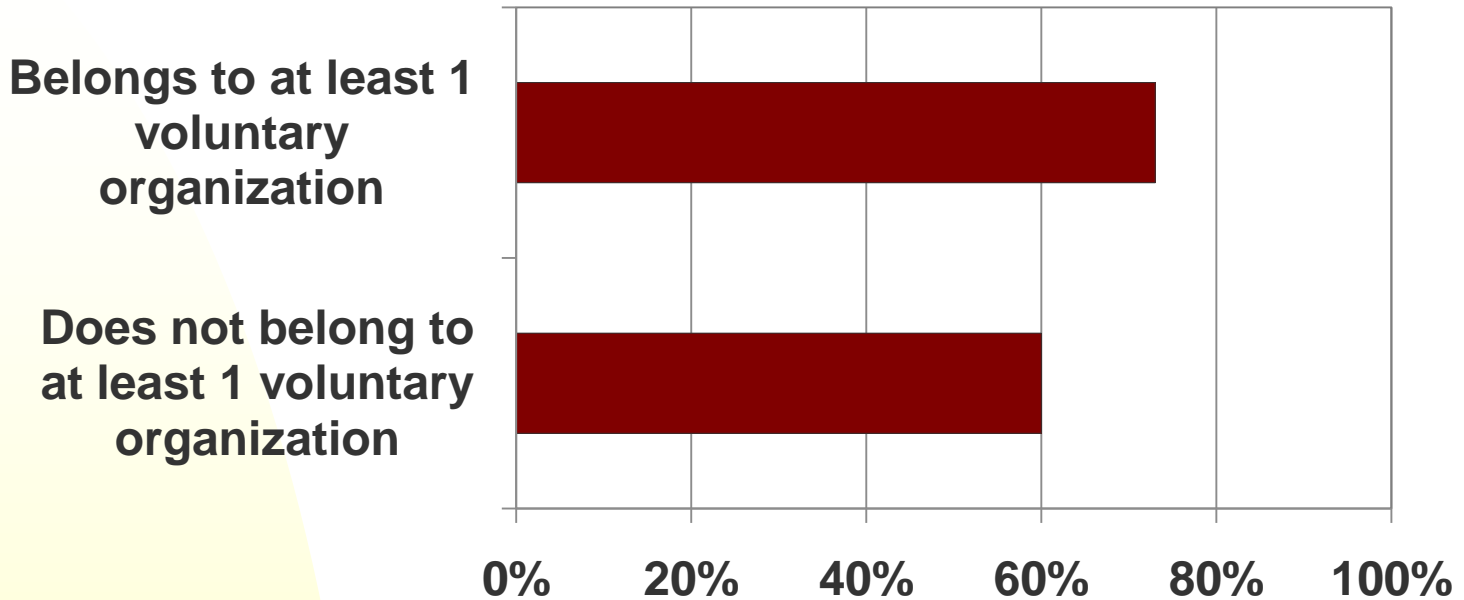
Volunteered at the congregation at least 1 hour

Did not volunteer at the congregation at least 1 hour



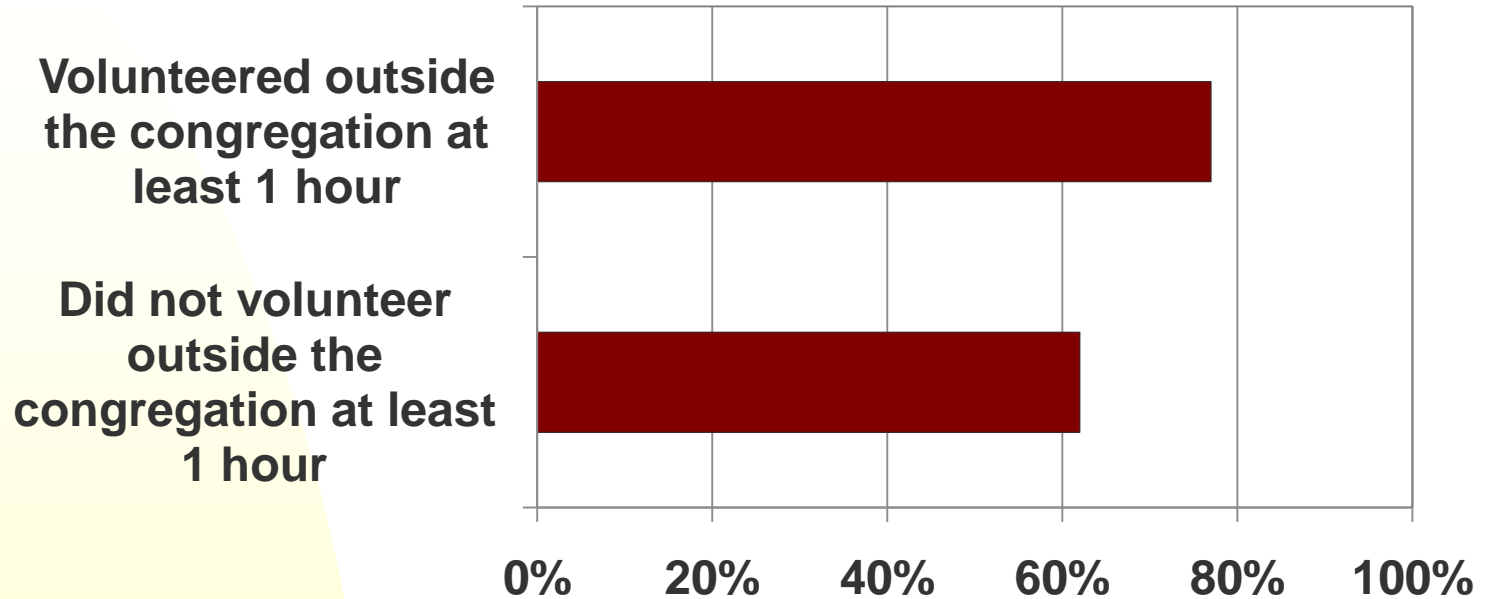
Believes that Most People Can Be Trusted

Trust (cont.)



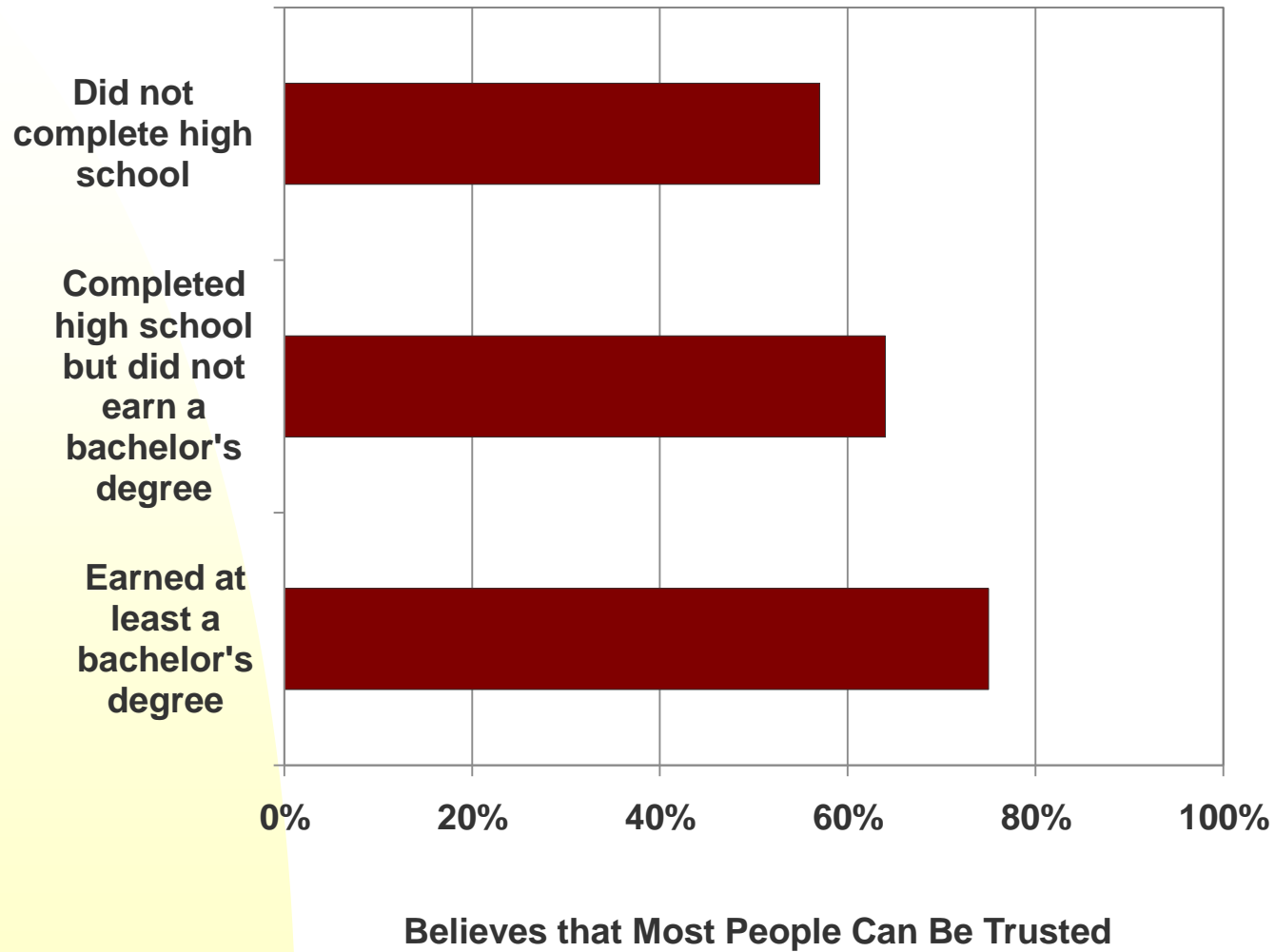
Believes that Most People Can Be Trusted

Trust (cont.)

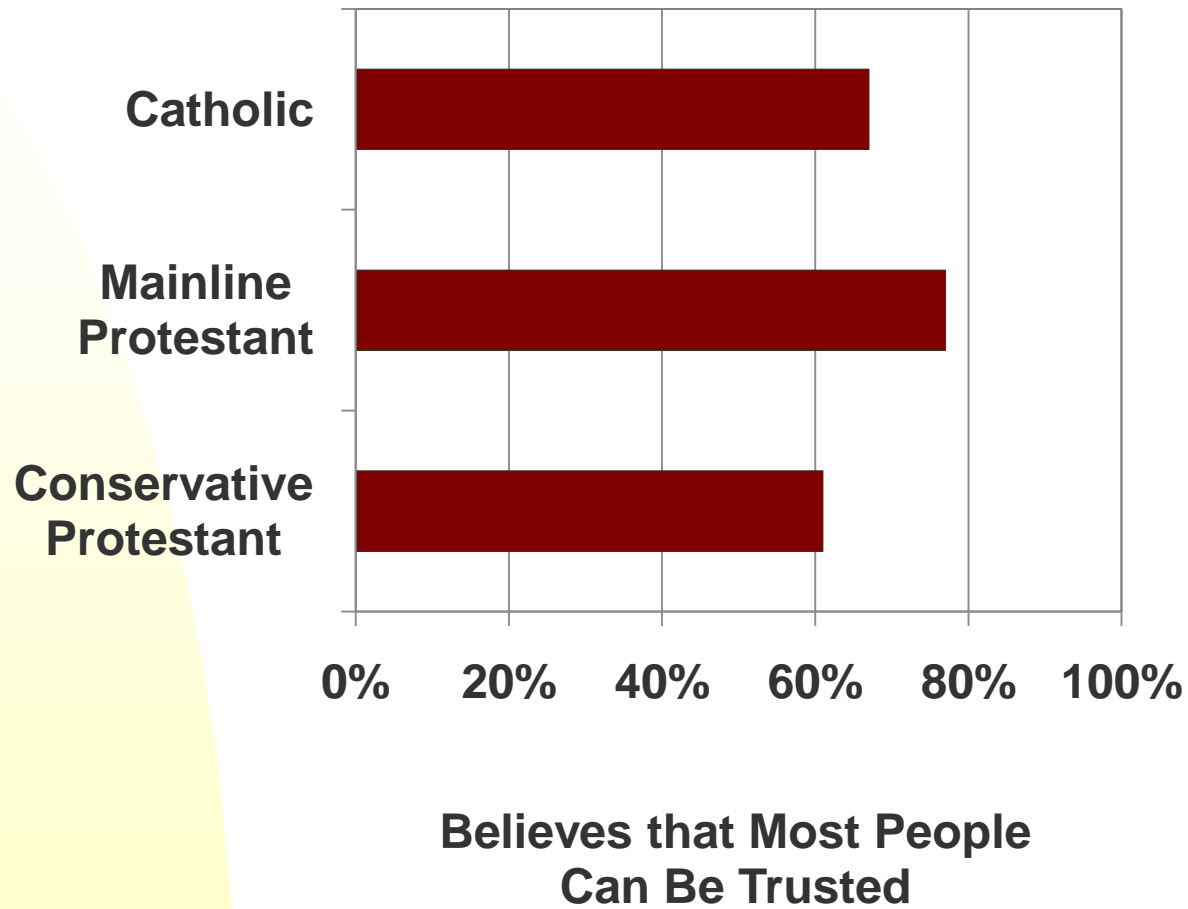


Believes that Most People Can Be Trusted

Trust (cont.)



Trust (cont.)



Logistic Regression Analysis: Trust

Model chi-square	55.871
Degrees of freedom	13
Statistically significance	.000
Nagelkerke R ²	.133
Percentage classified correctly	71.9%

* p < .05; ** p < .01; *** p < .001; n.s. = not significant

Logistic Regression Analysis: Trust (cont.)

	Statistically significant difference	Exponentiated coefficient
Worship attendance	n.s.	
Congregational volunteering	*	1.634
Organizational membership	n.s.	
Volunteering outside	n.s.	
Entertaining	n.s.	
Work week	n.s.	
TV watching	*	.590
Age	n.s.	
Schooling	*	1.629
Denominational family	*	1.690
Gender	n.s.	
Marital status	*	1.734
Family status	n.s.	

* $p < .05$; ** $p < .01$; *** $p < .001$; n.s. = not significant

Findings: Who Is More Connected?

- College-educated people
- Older people
- Mainline Protestants
- Volunteers at the congregation

What Next?



What Next? (cont.)



Wave II of the U.S. Congregational Life Survey

perry.chang@pcusa.org

joelle.anderson@pcusa.org

ida.smith-williams@pcusa.org

U.S. Congregational Life Survey

Presbyterian Church (U.S.A.)

www.USCongregations.org

