



Strength 1

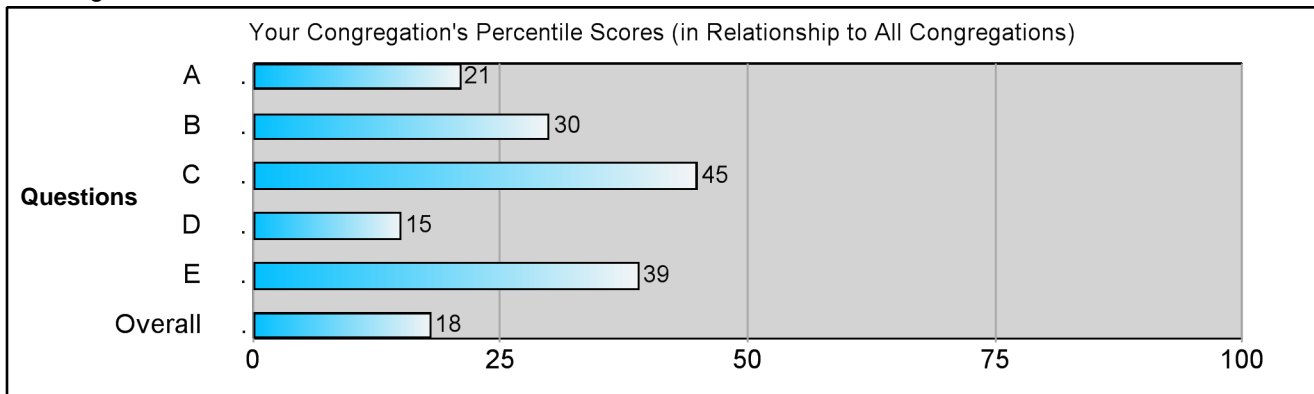
Growing Spiritually

Spiritual Connections

Are your worshipers Growing Spiritually? The chart below displays the five questions that make up this strength and the percentage of worshipers giving each answer. The last line shows your congregation's overall or average score—your congregation's overall score is 39%. You can also see how your scores compare to other congregations of similar size and faith group.

	Growing Spiritually Questions: Percentage of Worshipers Who...	Your Congregation	Average for all congregations with 100-350 in worship	Average for Presbyterian Churches
A	Are growing in their faith through participation in activities of their congregation	27%	39%	33%
B	Spend time at least a few times a week in private devotional activities	65%	71%	66%
C	Feel their spiritual needs are being met in their congregation	85%	85%	82%
D	Report Bible study and prayer groups as one of the three most valued aspects of their congregation	6%	19%	15%
E	Report the prayer ministry of the congregation as one of the three most valued aspects of their congregation	10%	14%	13%
	Overall Growing Spiritually Scores:	39%	46%	42%

The box below shows where your congregation's percentile scores on each question fit in the national picture of all congregations. Your congregation has an overall score that puts it in the 18th percentile. This means 82% of all congregations scored higher than yours on Growing Spiritually. Congregations in the 80th percentile or above are strong in this area.



What We Know about Congregations Where Most Worshipers Are Growing Spiritually

Congregations and parishes in the top 20%, that is in the 80th percentile or above (where Growing Spiritually is high), also tend to be doing well in other areas. Their worshipers are more likely to:

- * have a strong sense of belonging to the congregation (Strength 4)
- * experience meaningful worship in the congregation (Strength 2)
- * have begun attending the congregation in the last five years (Strength 8)



Strength **2**

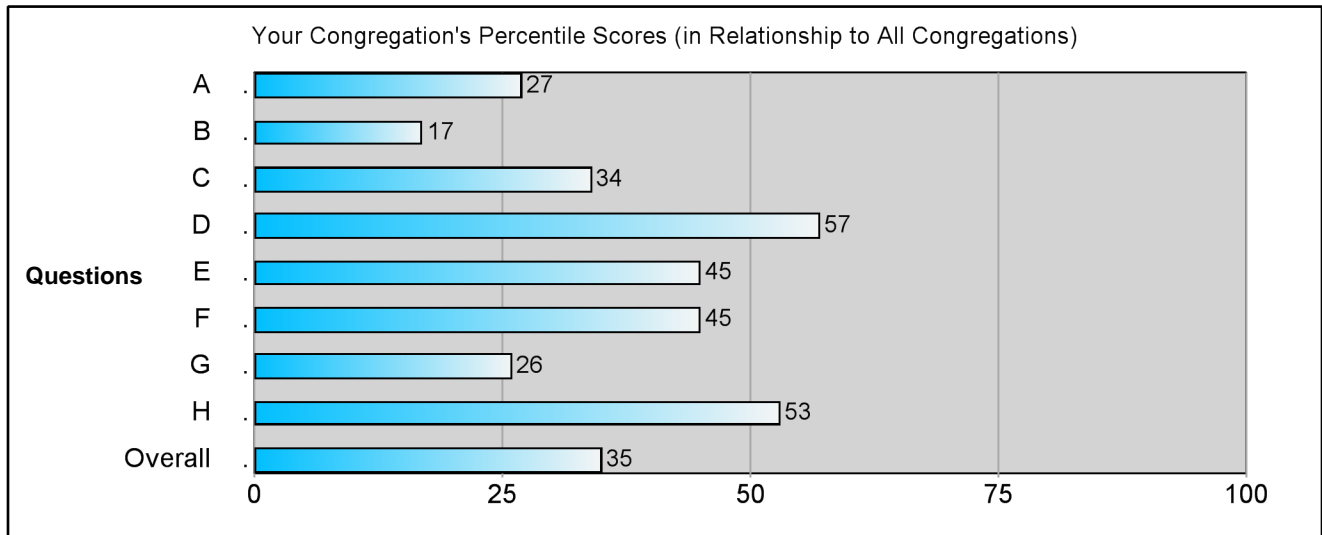
Meaningful Worship

Spiritual Connections

Do your worshipers experience Meaningful Worship? The chart below displays the eight questions that make up this strength and the percentage of worshipers giving each answer. The last line shows your congregation's overall or average score—your congregation's overall score is 57%. You can also see how your scores compare to other congregations of similar size and faith group.

	Meaningful Worship Questions: Percentage of Worshipers Who...	Your Congregation	Average for all congregations with 100-350 in worship	Average for Presbyterian Churches
A	Experience God's presence during worship always or usually	72%	79%	73%
B	Experience inspiration during worship always or usually	65%	76%	70%
C	Experience joy during worship always or usually	74%	78%	73%
D	Experience awe during worship always or usually	25%	23%	18%
E	Experience boredom during worship rarely	66%	65%	63%
F	Experience frustration during worship rarely	71%	71%	67%
G	Report the sermons, preaching, or homilies as one of the three most valued aspects of their congregations	29%	38%	40%
H	Report worship services and other congregational activities help them to a great extent with everyday life	55%	53%	43%
	Overall Meaningful Worship Scores:	57%	60%	56%

The box below shows where your congregation's percentile scores on each question fit in the national picture of all congregations. Your congregation has an overall score that puts it in the 35th percentile. This means 65% of all congregations scored higher than yours on Meaningful Worship. Congregations in the 80th percentile or above are strong in this area.



What We Know about Congregations with Meaningful Worship

Congregations and parishes in the top 20%, that is in the 80th percentile or above (where Meaningful Worship is high), also tend to be doing well in other areas. Their worshipers are more likely to:

- * have empowering congregational leaders (Strength 9)
- * be growing spiritually (Strength 1)
- * participate in congregational activities (Strength 3)



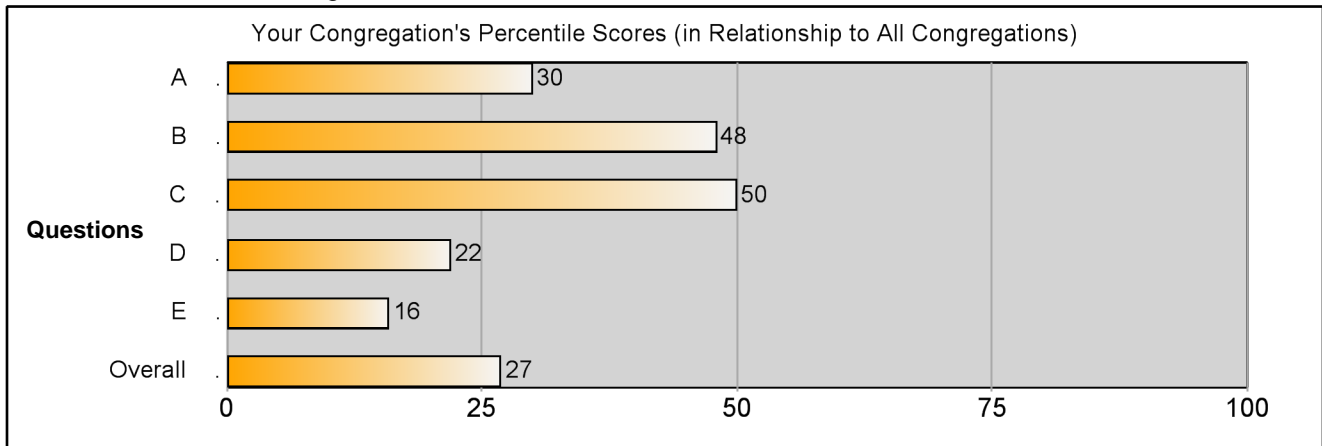
Strength 3
Participating in the Congregation

Inside Connections

Are your worshipers Participating in the Congregation? The chart below displays the five questions that make up this strength and the percentage of worshipers giving each answer. The last line shows your congregation's overall or average score—your congregation's overall score is 52%. You can also see how your scores compare to other congregations of similar size and faith group.

	Participating in the Congregation Questions: Percentage of Worshipers Who...	Your Congregation	Average for all congregations with 100-350 in worship	Average for Presbyterian Churches
A	Attend worship services usually every week or more than once a week	75%	81%	78%
B	Are involved in one or more small groups (e.g., Sunday school, prayer, or Bible study, discussion groups)	68%	67%	62%
C	Have one or more leadership roles in the congregation (e.g., board member, teacher, leading worship)	56%	57%	57%
D	Often participate in important decision making in the congregation	19%	26%	31%
E	Regularly give 5% or more of their net income to the congregation (not including school tuition)	44%	63%	56%
	Overall Participating in the Congregation Scores:	52%	59%	57%

The box below shows where your congregation's percentile scores on each question fit in the national picture of all congregations. Your congregation has an overall score that puts it in the 27th percentile. This means 73% of all congregations scored higher than yours on Participating in the Congregation. Congregations in the 80th percentile or above are strong in this area.



What We Know about Congregations Where Most Worshipers Are Participating in the Congregation

Congregations and parishes in the top 20%, that is in the 80th percentile or above (where Participating in the Congregation is high), also tend to be doing well in other areas. Their worshipers are more likely to:

- * be growing spiritually (Strength 1)
- * be inviting others to worship and talking about their faith (Strength 7)
- * share a strong vision for the congregation's future (Strength 10)
- * have begun attending the congregation in the last five years (Strength 8)
- * be caring for children and youth participating in the congregation (Strength 5)



Strength **4**

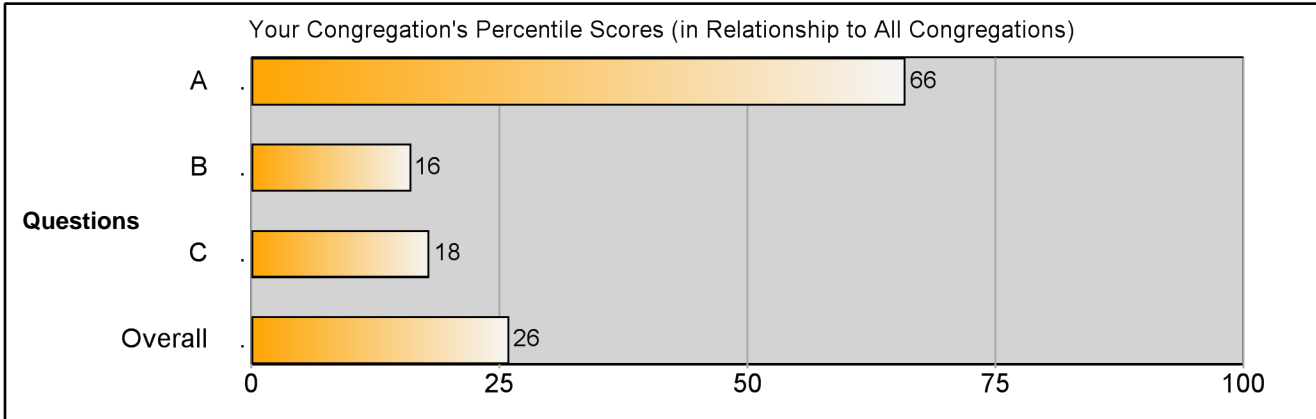
Having a Sense of Belonging

Inside Connections

Do your worshipers Have a Sense of Belonging? The chart below displays the three questions that make up this strength and the percentage of worshipers giving each answer. The last line shows your congregation's overall or average score—your congregation's overall score is 29%. You can also see how your scores compare to other congregations of similar size and faith group.

	Having a Sense of Belonging Questions: Percentage of Worshipers Who...	Your Congregation	Average for all congregations with 100-350 in worship	Average for Presbyterian Churches
A	Report they are participating in the activities of the congregation more than they did two years ago	35%	34%	28%
B	Say most of their closest friends are part of this congregation	8%	18%	13%
C	Feel their sense of belonging to this congregation is strong and growing	43%	56%	50%
	Overall Sense of Belonging Scores:	29%	36%	30%

The box below shows where your congregation's percentile scores on each question fit in the national picture of all congregations. Your congregation has an overall score that puts it in the 26th percentile. This means 74% of all congregations scored higher than yours on Having a Sense of Belonging. Congregations in the 80th percentile or above are strong in this area.



What We Know about Congregations with a Strong Sense of Belonging

Congregations and parishes in the top 20%, that is in the 80th percentile or above (where Having a Sense of Belonging is high), also tend to be doing well in other areas. Their worshipers are more likely to:

- * be growing spiritually (Strength 1)
- * share a strong vision for the congregation's future (Strength 10)
- * have begun attending the congregation in the last five years (Strength 8)



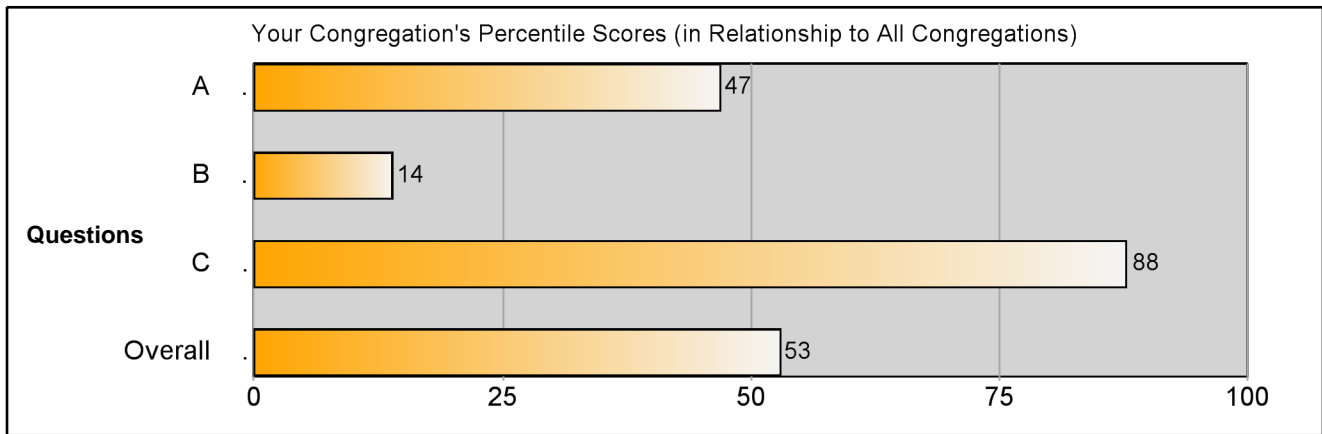
Strength 5
Caring for Young People

Inside Connections

Does your congregation Care for Young People? The chart below displays the three questions that make up this strength and the percentage of worshipers giving each answer. The last line shows your congregation's overall or average score—your congregation's overall score is 53%. You can also see how your scores compare to other congregations of similar size and faith group.

	Caring for Young People Questions: Percentage of Worshipers...	Your Congregation	Average for all congregations with 100-350 in worship	Average for Presbyterian Churches
A	Who are satisfied with what is offered by the congregation for children and youth (under 19 years of age)	60%	65%	55%
B	Who report ministry for children or youth as one of the three most valued aspects of their congregation	4%	18%	15%
C	Whose children and youth (living at home) also worship here	94%	81%	75%
	Overall Caring for Young People Scores:	53%	55%	48%

The box below shows where your congregation's percentile scores on each question fit in the national picture of all congregations. Your congregation has an overall score that puts it in the 53rd percentile. This means 47% of all congregations scored higher than yours on Caring for Young People. Congregations in the 80th percentile or above are strong in this area.



What We Know about Congregations That Are Caring for Young People

Congregations and parishes in the top 20%, that is in the 80th percentile or above (where Caring for Young People is high), also tend to be doing well in other areas. Their worshipers are more likely to:

- * share a strong vision for the congregation's future (Strength 10)



Strength **6**

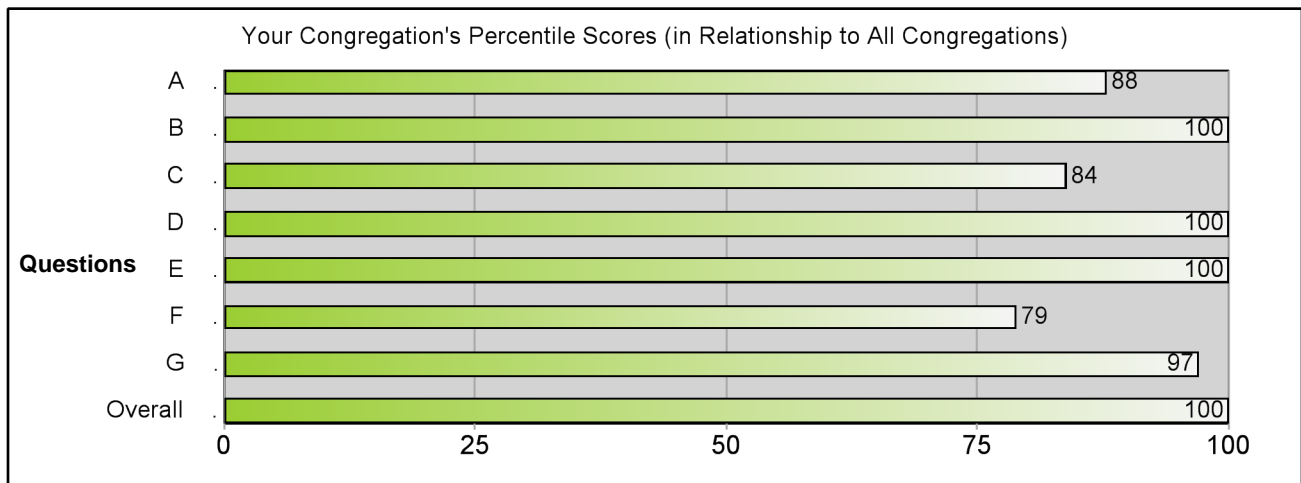
Focusing on the Community

Outside Connections

Does your congregation Focus on the Community? The chart below displays the seven questions that make up this strength and the percentage of worshipers giving each answer. The last line shows your congregation's overall or average score—your congregation's overall score is 65%. You can also see how your scores compare to other congregations of similar size and faith group.

	Focusing on the Community Questions: Percentage of Worshipers Who...	Your Congregation	Average for all congregations with 100-350 in worship	Average for Presbyterian Churches
A	Are involved in social service or advocacy groups through the congregation	45%	26%	29%
B	Are involved in social service or advocacy groups in their community	64%	31%	38%
C	Contribute to charitable organizations other than their congregation	79%	69%	77%
D	Report wider community care or social justice emphasis as one of the three most valued aspects of their congregation	74%	12%	13%
E	Report openness to social diversity as one of the three most valued aspects of their congregation	73%	8%	8%
F	Worked with others in the last year to try to solve a community problem	29%	22%	26%
G	Voted in the last presidential election (in 2000)	94%	75%	81%
	Overall Focusing on the Community Scores:	65%	35%	39%

The box below shows where your congregation's percentile scores on each question fit in the national picture of all congregations. Your congregation has an overall score that puts it in the 100th percentile. This means 0% of all congregations scored higher than yours on Focusing on the Community. Congregations in the 80th percentile or above are strong in this area.



What We Know about Congregations That Are Focusing on the Community

Congregations and parishes in the top 20%, that is in the 80th percentile or above (where Focusing on the Community is high), also tend to be doing well in other areas. Their worshipers are more likely to:

- * have empowering congregational leaders (Strength 9)
- * have a strong sense of belonging to the congregation (Strength 4)
- * share a strong vision for the congregation's future (Strength 10)



Strength **7**

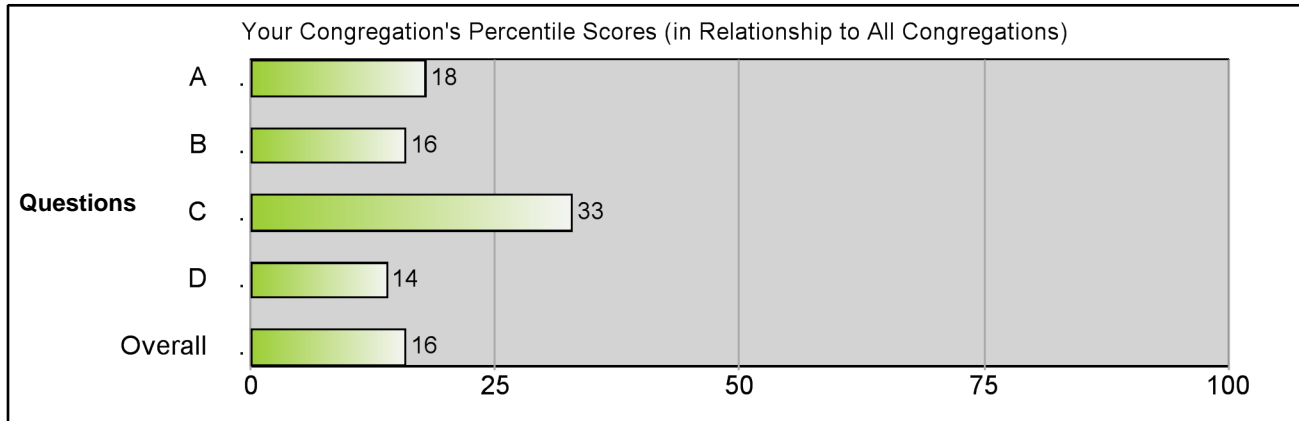
Sharing Faith

Outside Connections

Are your worshipers Sharing Their Faith? The chart below displays the four questions that make up this strength and the percentage of worshipers giving each answer. The last line shows your congregation's overall or average score—your congregation's overall score is 19%. You can also see how your scores compare to other congregations of similar size and faith group.

	Sharing Faith Questions: Percentage of Worshipers Who...	Your Congregation	Average for all congregations with 100-350 in worship	Average for Presbyterian Churches
A	Are involved in outreach or evangelistic activities in their congregation	10%	22%	17%
B	Feel at ease talking about their faith and seek opportunities to do so	9%	21%	11%
C	Have invited to a worship service in the past year a friend or relative who does not currently attend anywhere	50%	56%	48%
D	Report reaching those who do not attend as one of the three most valued aspects of their congregation	6%	19%	11%
Overall Sharing Faith Scores:		19%	30%	22%

The box below shows where your congregation's percentile scores on each question fit in the national picture of all congregations. Your congregation has an overall score that puts it in the 16th percentile. This means 84% of all congregations scored higher than yours on Sharing Faith. Congregations in the 80th percentile or above are strong in this area.



What We Know about Congregations Strong in Sharing Faith

Congregations and parishes in the top 20%, that is in the 80th percentile or above (where Sharing Faith is high), also tend to be doing well in other areas. Their worshipers are more likely to:

- * participate in congregational activities (Strength 3)
- * have empowering congregational leaders (Strength 9)
- * have a strong sense of belonging to the congregation (Strength 4)
- * have begun attending the congregation in the last five years (Strength 8)



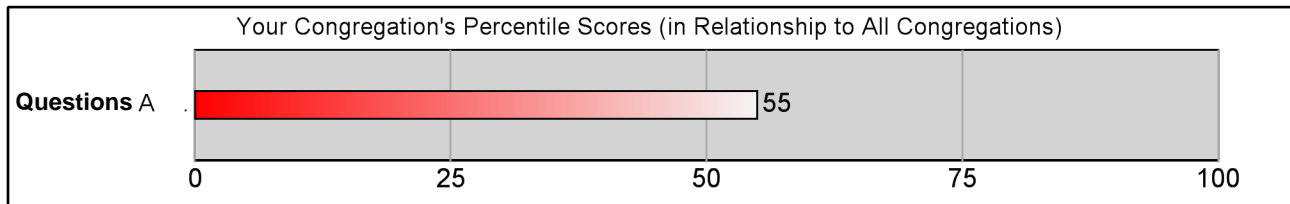
Strength 8
Welcoming New Worshipers

Identity Connections

Is your congregation Welcoming New Worshipers? The chart below displays the one question that makes up this strength and the percentage of worshipers giving that answer. The last line shows your congregation's overall or average score—your congregation's overall score is 33%. You can also see how your scores compare to other congregations of similar size and faith group.

	Welcoming New Worshipers Questions: Percentage of Worshipers Who...	Your Congregation	Average for all congregations with 100-350 in worship	Average for Presbyterian Churches
A	Began attending services or activities of your congregation in the last five years	33%	33%	26%
	Overall Welcoming New Worshipers Scores:	33%	33%	26%

The box below shows where your congregation's percentile scores on each question fit in the national picture of all congregations. Your congregation has an overall score that puts it in the 0th percentile. This means 100% of all congregations scored higher than yours on Welcoming New Worshipers. Congregations in the 80th percentile or above are strong in this area.



New people (those attending five years or less), come from four faith backgrounds:

- 1) **First-timers** (0% in your congregation) are those who have never regularly attended anywhere
- 2) **Returnees** (27% in your congregation) are those coming back after not having attended anywhere for several years
- 3) **Switchers** (21% in your congregation) are those who participated in another congregation with a different faith tradition before coming here
- 4) **Transfers** (52% in your congregation) are those who were participating in another congregation of the same denomination immediately prior to attending your congregation

What We Know about Congregations That Are Welcoming New Worshipers

Congregations and parishes in the top 20%, that is in the 80th percentile or above (where there are many New Worshipers), also tend to be doing well in other areas. Their worshipers are more likely to:

- * be inviting others to worship and talking about their faith (Strength 7)
- * be growing spiritually (Strength 1)



Strength 9

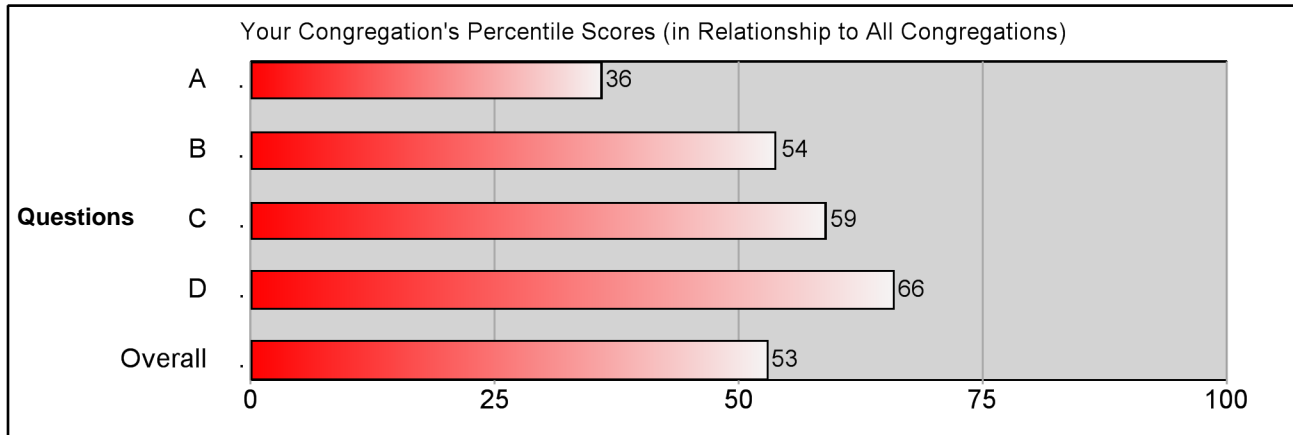
Empowering Leadership

Identity Connections

Does your congregation have Empowering Leadership? The chart below displays the four questions that make up this strength and the percentage of worshipers giving each answer. The last line shows your congregation's overall or average score—your congregation's overall score is 51%. You can also see how your scores compare to other congregations of similar size and faith group.

	Empowering Leadership Questions: Percentage of Worshipers Who...	Your Congregation	Average for all congregations with 100-350 in worship	Average for Presbyterian Churches
A	Feel the congregation's leaders encourage them to find and use their gifts to a great extent	32%	39%	34%
B	Feel the minister, pastor, or priest takes into account the ideas of worshipers to a great extent	55%	49%	48%
C	Describe the leadership style of the minister, pastor, or priest as one that inspires people to take action	52%	50%	44%
D	Strongly feel there is a good match between the congregation and the minister, pastor, or priest	64%	50%	45%
	Overall Empowering Leadership Scores:	51%	47%	43%

The box below shows where your congregation's percentile scores on each question fit in the national picture of all congregations. Your congregation has an overall score that puts it in the 53rd percentile. This means 47% of all congregations scored higher than yours on Empowering Leadership. Congregations in the 80th percentile or above are strong in this area.



What We Know about Congregations with Empowering Leadership

Congregations and parishes in the top 20%, that is in the 80th percentile or above (where Empowering Leadership is high), also tend to be doing well in other areas. Their worshipers are more likely to:

- * experience meaningful worship in the congregation (Strength 2)
- * have a strong sense of belonging to the congregation (Strength 4)
- * share a strong vision for the congregation's future (Strength 10)
- * be involved in the community (Strength 6)



Strength 10

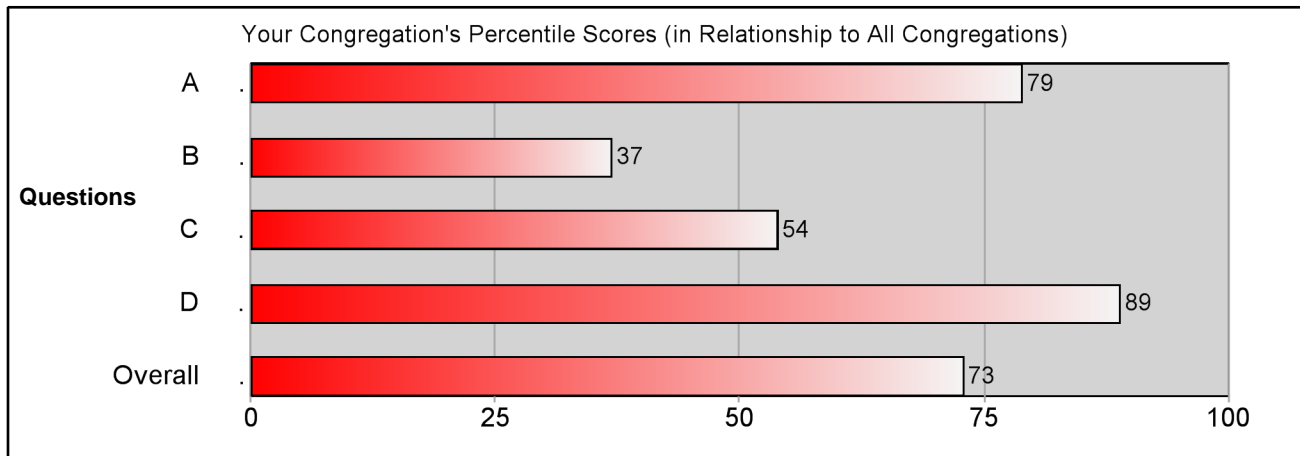
Looking to the Future

Identity Connections

Is your congregation Looking to the Future? The chart below displays the four questions that make up this strength and the percentage of worshipers giving each answer. The last line shows your congregation's overall or average score—your congregation's overall score is 49%. You can also see how your scores compare to other congregations of similar size and faith group.

	Looking to the Future Questions: Percentage of Worshipers Who...	Your Congregation	Average for all congregations with 100-350 in worship	Average for Presbyterian Churches
A	Feel the congregation has a clear vision, goals, or direction for its ministry and mission and are strongly committed to them	57%	40%	30%
B	Have a sense of excitement about their congregation's future	26%	35%	19%
C	Feel the congregation is currently moving in new directions	34%	36%	28%
D	Feel the congregation is always ready to try something new	79%	55%	50%
	Overall Looking to the Future Scores:	49%	42%	32%

The box below shows where your congregation's percentile scores on each question fit in the national picture of all congregations. Your congregation has an overall score that puts it in the 73rd percentile. This means 27% of all congregations scored higher than yours on Looking to the Future. Congregations in the 80th percentile or above are strong in this area.



What We Know about Congregations That Are Looking to the Future

Congregations and parishes in the top 20%, that is in the 80th percentile or above (where Looking to the Future is high), also tend to be doing well in other areas. Their worshipers are more likely to:

- * have a strong sense of belonging to the congregation (Strength 4)
- * have begun attending the congregation in the last five years (Strength 8)