

*Members and Non-Members:
Profile of Worshipers in the
PC(USA)*

By

John P. (Jack) Marcum

Presbyterian Church (U.S.A.)

October 24, 2003

Annual Meeting of the Religious Research Association

Norfolk, Virginia

The USCLS provides the first opportunity to quantify the anecdotal reports of sizable numbers of active church participants who have never joined the congregation

USCLS Overview

- Weekend of April 27, 2001: all worshipers in a national random sample of congregations (drawn as part of the 2000 GSS) asked to complete questionnaire (n = 434 congregations and 122,043 worshipers)
- Same weekend: all worshipers in independently drawn random sample of PC(USA) congregations completed same questionnaire (n = 523 congregations and 47,423 worshipers)

Attendees by Membership Status

PC(USA)

Random Sample*

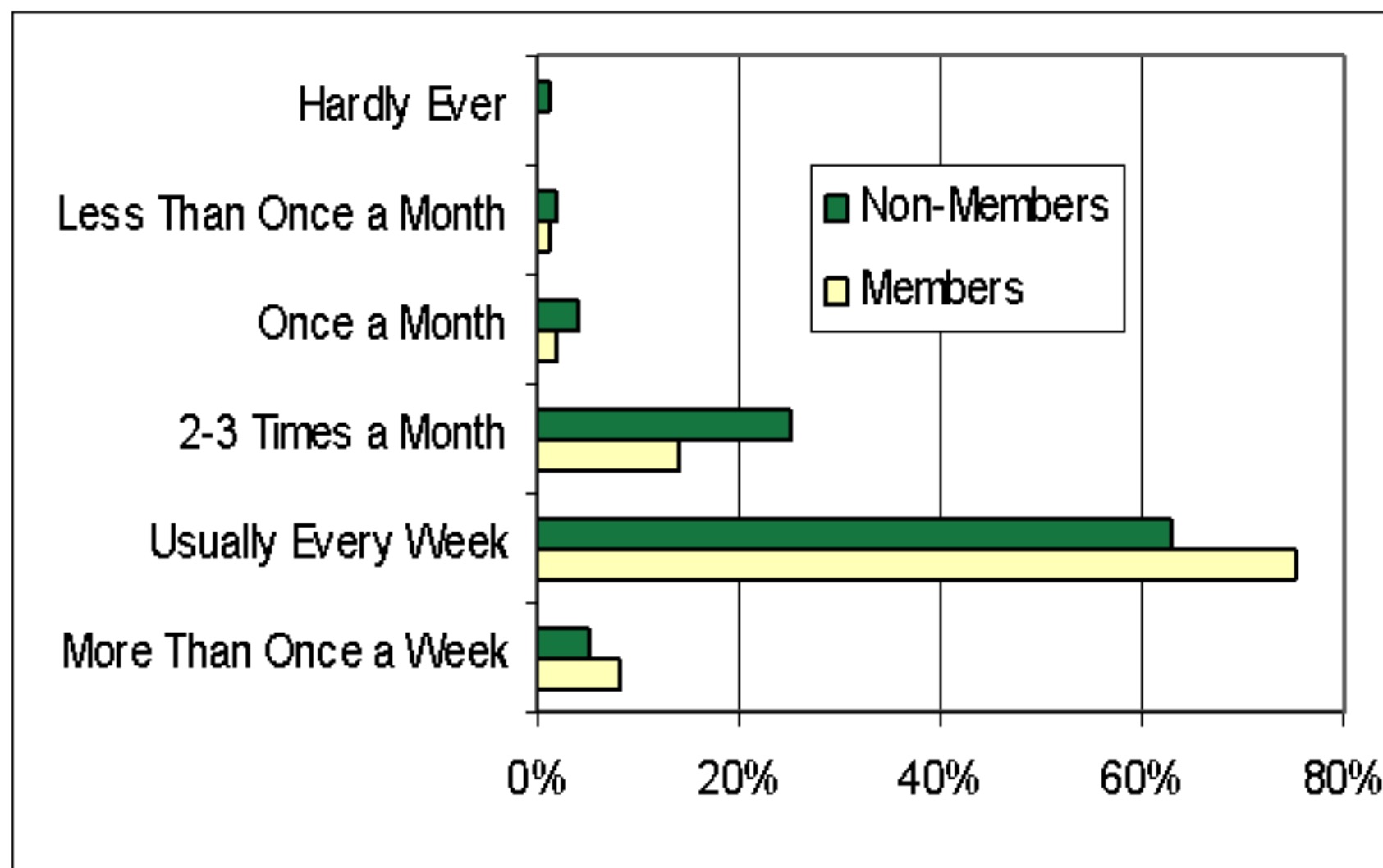
- Members 82%
- Non-member, in process of joining 2%
- Non-member, but regularly participate 9%
- Non-member, not otherwise specified 7%

This analysis looks at only the members and the regularly participating non-members, and is limited to the PC(USA) random sample

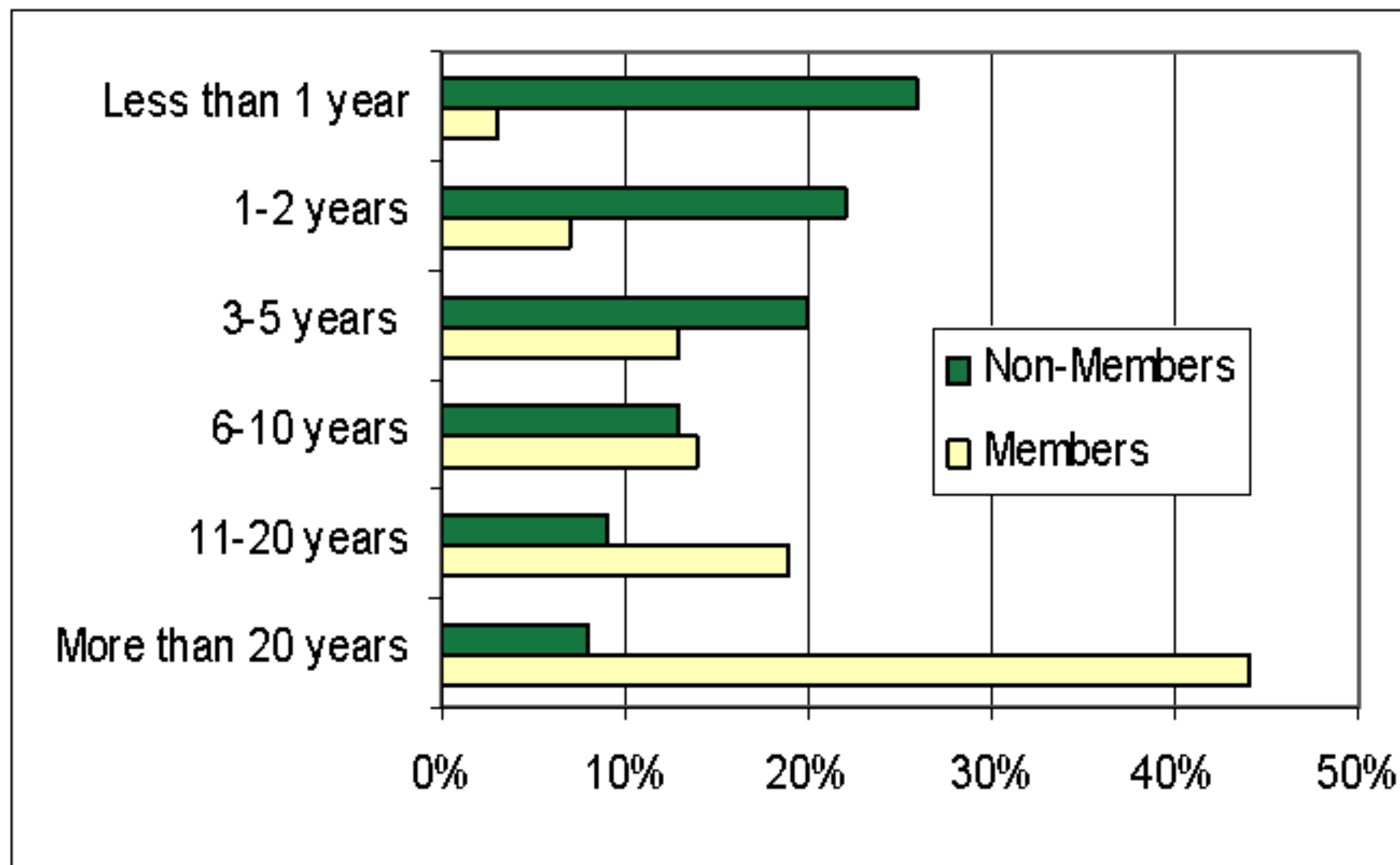
Demographics

	Members	Non-Members
• 15-24 years	5%	10%
• 65+ years	42%	25%
• Female	63%	58%
• Married	72%	64%
• Employed	47%	58%
• Bachelor's degree	30%	27%
• Live alone	17%	16%
• Household inc >\$75K	30%	28%

Worship Attendance



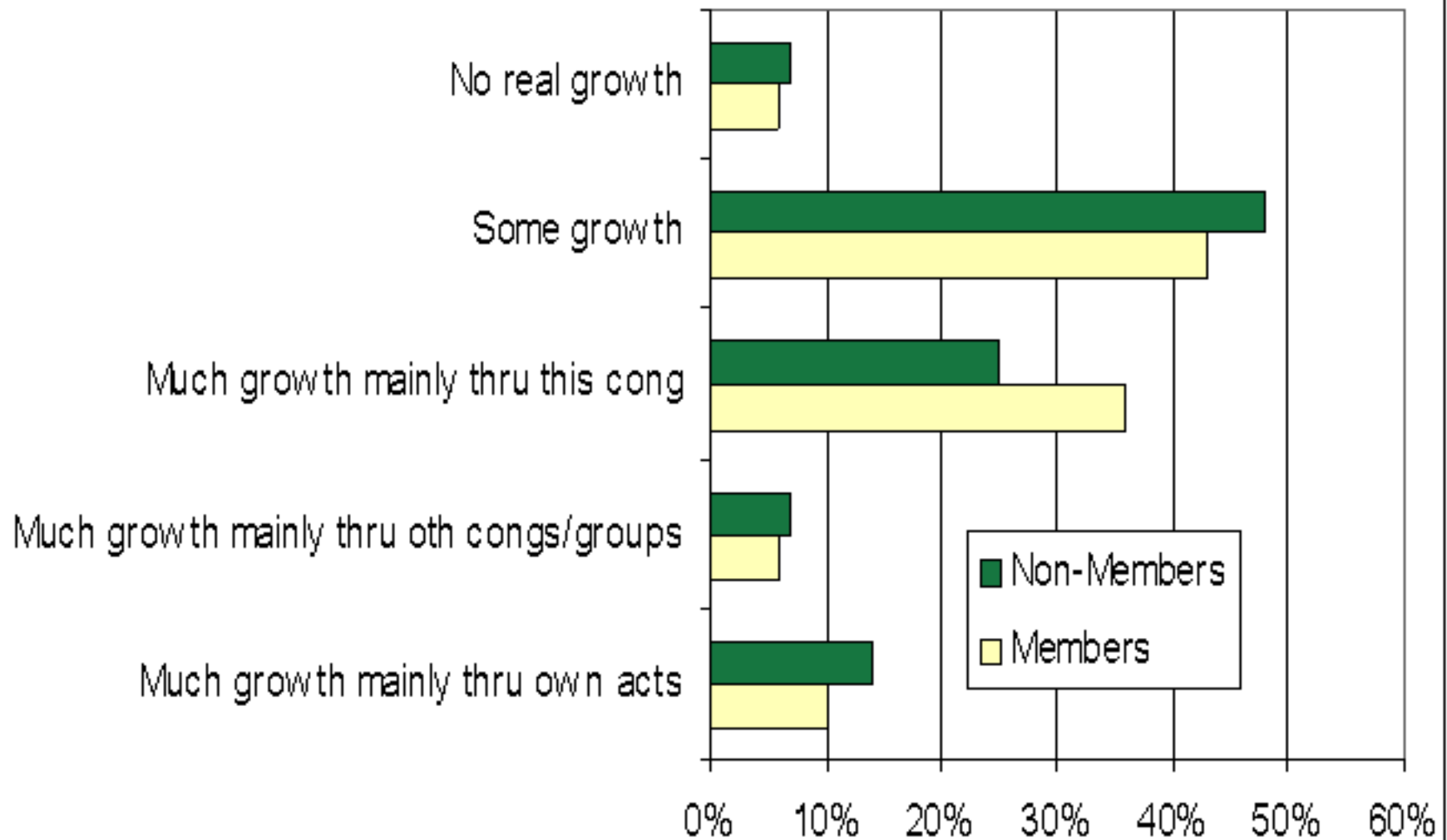
Length of Time Attending



Involvement in Activities

	Members	Non-Members
	<i>percent regularly involved</i>	
• Church (Sunday) school	36%	20%
• Study or prayer groups	31%	13%
• Social groups	46%	22%
• Evangelism/outreach	20%	6%
• Community service/justice	34%	13%
• Committee member	25%	3%
• Choir member/leaders	18%	15%

Growth in Faith in Last Year



Most Valued Aspects of Congregation,* Part 1

	Members	Non- Members
• Lord's Supper	40%	30%
• Sermons	45%	51%
• Study groups	18%	12%
• Care for one another	22%	15%
• Openness to diversity	8%	13%
• Contemporary worship	11%	17%

*Could choose up to three options from total of 14

Most Valued Aspects of Congregation,* Part 2

	Members	Non-Members
• Community care/social justice	16%	18%
• Reaching the unchurched	10%	8%
• Traditional worship/music	44%	42%
• Social activities	17%	17%
• Ministry for children	20%	22%
• Prayer ministry for one another	13%	11%
• Adult church school	7%	5%

*Could choose up to three options from total of 14

Prayer and Belief

	Members	Non-Members
• Pray once a week or more	82%	78%
• Bible <u>not</u> word of God	6%	9%
• All different religions equally good (% agree)	51%	48%

Prepared to invite friends/relatives to this congregation for worship?

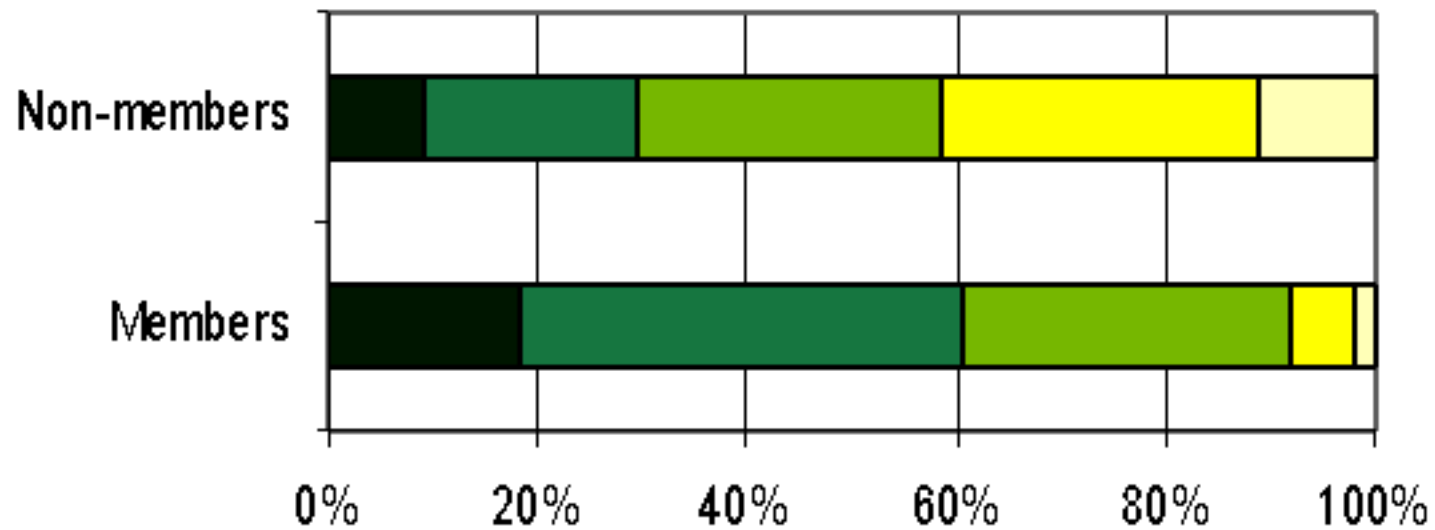
	Members	Non-Members
• Yes, and have done so	49%	43%
• Yes, but have not done so	40%	39%
• Don't know	7%	11%
• No, probably not	4%	6%
• No, definitely not	0.4%	0.5%

Chi-square = 152.94, $p < .000$

Readiness to Talk about Faith

	Members	Non-Members
• Seek opportunities to do so	10%	11%
• Do so if it comes up	59%	58%
• Hard to do	18%	15%
• Don't do it	13%	15%
• Do not have faith	0.5%	1.3%
• Chi-square = 69.07, $p < .000$		

Financial Giving



■ 10% or more regularly

■ 5%-9% regularly

■ less than 5% regularly

■ small amt whenever here

■ do not contribute

Summary

- Compared to members, participating non-members are:
 - Much more likely to be new in the church
 - Younger
 - More likely to be employed
 - Much less involved outside of worship
 - Value sermons and contemporary worship more, Lord's Supper and congregational groups less
 - Less likely to have growth in faith through the church
 - Similarly prepared to invite someone to church
 - Give relatively less of their income to church
 - Similar in their beliefs